

# NATIONAL ASSOCIATION OF SCHOLARS

FOR REASONED SCHOLARSHIP IN A FREE SOCIETY

## LOSING THE BIG PICTURE: THE FRAGMENTATION OF THE ENGLISH MAJOR SINCE 1964

Stephen H. Balch, President

Gary Crosby Brasor, Associate Director

Copyright © 2000 by the National Association of Scholars.  
All rights reserved.

The National Association of Scholars is a non-profit organization of higher education faculty, administrators, and graduate students dedicated to the restoration of intellectual substance, individual merit, and academic freedom in the university.

For further information about the NAS and its programs, please contact:

National Association of Scholars  
221 Witherspoon Street, 2<sup>nd</sup> Floor  
Princeton, NJ 08542-3215  
U.S.A.  
telephone: (609) 683-7878  
facsimile: (609) 683-0316  
e-mail: [nas@nas.org](mailto:nas@nas.org)

url: <http://www.nas.org>

## CONTENTS

Introduction .....	1
Description of the Study .....	1
Structure .....	2
Content .....	2
Rigor .....	7
The Study's Framework .....	7
Years Surveyed .....	7
Programs Surveyed .....	7
Department-by-Department Analysis .....	8
Results of the Study: Losing the Big Picture .....	8
Structure .....	8
The Narrowing of Content .....	12
Academic Exotica .....	13
Sex, Sexuality, and Bodies .....	13
Gothic Literature .....	14
Cultural Studies .....	14
Queer Studies .....	15
Postcolonial Studies .....	15
Race, Gender, and Class .....	16
Changes in Relative Author Emphasis .....	16
The Rise of Film Studies .....	23
Rigor .....	24
Conclusion .....	25
Notes .....	26
Profiles of Individual Departments .....	27
Appendices	
All Authors Searched .....	49
Comprehensive Examination or Thesis Required? .....	59
English Literature Survey Required? .....	60
Film and Film-related Courses .....	61
Foundational Courses .....	62
Foundational Courses as a Percentage of Total Course Offerings .....	63
Percentage of Foundational Courses, 1964–65: Institutions Listed by Rank .....	64
Percentage of Foundational Courses, 1964–65: Data Sheet .....	65
Percentage of Foundational Courses, 1989–90: Institutions Listed by Rank .....	66
Percentage of Foundational Courses, 1989–90: Data Sheet .....	67
Percentage of Foundational Courses, 1997–98: Institutions Listed by Rank .....	68
Percentage of Foundational Courses, 1997–98: Data Sheet .....	69
Postmodern Terminology .....	70
Postmodern Word List .....	71
Required Courses and Clusters as a Percentage of Total Major Requirements .....	72
Shakespeare Requirements .....	73
Standard Authors .....	74
Subject Matter Distribution Requirements .....	75
Top Authors, 1964–65 .....	76
Top Authors, 1989–90 .....	77
Top Authors, 1997–98 .....	78
Top Authors All Years, 1964–65 Base .....	79
Top Authors All Years, 1997–98 Base .....	80
Top Living Authors, 1989–90 .....	81
Top Living Authors, 1997–98 .....	82
Top Living Authors, 1989 and 1997 Compared .....	83

# Acknowledgments

We would like to thank members of the NAS staff, particularly John E.D. Irving for his meticulous research, and Glenn Ricketts and Bradford Wilson for their editorial assistance.

We would also like to thank a number of outside readers who provided useful advice at various stages of the project's development, including Evelyn Avery, Felicia Chernesky, John Ellis, Norman Fruman, Stanley Rothman, Roy Winnick, and Maria Balch, who selflessly volunteered their time.

Stephen H. Balch  
President

Gary Crosby Brasor  
Associate Director

## Introduction

It has long been assumed that the primary purpose of an undergraduate education in English literature is to impart a broad appreciation of the English and American literary traditions. It has been commonly—and we think correctly—believed that:

- ◆ exposure to a broad sampling of the greatest works in a variety of genres substantially improves the critical judgment of contemporary literary works;
- ◆ exposure to the best literature of many periods and styles improves everyday language use and enriches the creative resources of aspiring writers;
- ◆ close reading and interpretation of literary masterpieces strengthen the powers of analysis and imagination;
- ◆ study of the thoughts, stories, characters and situations brought to life in the greatest works broadens the mind, illuminates the past, affords perspective on the present, and provides encounters with intellectual and cultural diversity hard to achieve otherwise; and
- ◆ knowledge of the larger literary tradition provides an indispensable frame of historical reference for specialized literary studies.

This report asks whether English major programs at twenty-five of our nation's leading colleges are, in fact, likely to impart an overall appreciation and understanding of the English and American literary traditions. A great deal of anecdotal evidence suggests that they may not. In this study we seek to move beyond anecdote by systematically analyzing their actual course content and programmatic requirements.

## Description of the Study

The report analyzes English major requirements much as our earlier survey examined general education. In our 1996 study, *The Dissolution of General Education: 1914–1993*, we examined the *structure*, *content*, and *rigor* of undergraduate general education requirements, employing catalogue course descriptions to establish the expectations students were asked to meet. Except for the specialized focus, we do the same here.

There are advantages and disadvantages to catalogue studies. The great advantage is that they allow the efficient comparison of many different academic programs. Because catalogues establish an intellectual contract between student and institution, they must strive for some precision. Academic programs and individual faculty members also use catalogue descriptions to attract appropriately prepared students to both programs and courses, which provides another incentive for accuracy.

Course descriptions, however, also omit a good deal, and are sometimes outdated and deceptive. Often, they provide only outlines of the subjects covered and reveal little about the emphasis

given to their component parts or particular readings assigned. At times descriptions are exceedingly terse, while at others they ramble on to astonishing lengths—doing more to confuse than to clarify academic content. Making sense of course descriptions thus involves grappling with ambiguities. Yet, if due caution is observed, much can be extracted. In this case we have used course descriptions to analyze the following program characteristics.

## Structure

“Structure” refers to the degree to which, and the means by which, departments channel students through an orderly learning sequence, ascending from the basic to the advanced, and affording an overview of English and American literary traditions. Structure becomes manifest through required courses, which all majors must take, and “clusters,” which compel students to choose at least one course from a small, topically united group of offerings. For our purposes, a grouping qualified as a cluster if students were required to take at least a third of its courses. The greater the percentage of the major’s total credit requirement composed of mandated or clustered courses, the greater the major’s structure. Structure also expresses itself in the number and range of courses available as electives, and the number and scope of distribution requirements, in which students choose from a large number of related courses. A wide range of electives and capacious distribution requirements signify less structure.

## Content

“Content” refers to the nature of the subjects a student must cover to complete a major. We evaluated content in the following ways:

1. We asked whether there was a required Shakespeare course or, failing that, at least one Shakespeare course grouped within a cluster.
2. We asked what percentage of a department’s courses was “foundational” rather than specialized. For us, a foundational course (a) surveyed the major works of an important literary period or movement, or (b) focused on a traditionally canonical author or small group (two to three) of such authors, or (c) examined a major literary genre.

For example, among the courses we counted as surveying major works, periods, and movements were *English Literature of the Renaissance* (Bowdoin, 1964–65); *The Augustan Age* (Smith, 1963–64); *The Romantic Era* (Barnard, 1997–98); and *Nineteenth-Century American Literature* (Hamilton, 1997–98). Examples of courses on major authors included *Seminar: Henry James* (Wellesley, 1963–64); *Three Major Novelists: Fielding, Jane Austen, and Dickens* (Williams, 1964–65); *Swift and Pope* (Oberlin, 1997–98); *The Novels of Virginia Woolf* (Trinity, 1997–98); and *Seminar: George Eliot* (Colby, 1997–98). Typical of courses on major genres were *Epic and Romance* (College of William and Mary, 1964–65); *The Art of Poetry* (Davidson, 1964–65); *Prose Style* (Mount Holyoke, 1964–65); *The Short Story* (Pomona, 1964–65); *Reading Poetry* (Amherst, 1997–98); *Tragedy* (Swarthmore, 1997–98); and *The American Novel* (Colgate, 1997–98).

“Non-foundational” courses fell under several headings. Some dealt with such specialized subjects as *Seminar: The Press as a Social Instrument* (Grinnell, 1964–65) and *The Harlem Renaissance and The Jazz Age* (Swarthmore, 1997–98). Others emphasized authors not traditionally considered canonical. Many knit together disparate works on the basis of common themes like heroism, “otherness,” “spatiality,” travel, or “representations of self,” to mix traditional and contemporary examples. Quite a few were mainly interested in criticism or literary theory, or concentrated on non-literary matters like Victorian Culture or film. Finally, we considered a course non-foundational when its subject matter was largely composed of literature written within fifty years of the offering date.

Our unwillingness to classify a course as foundational should not necessarily be considered a negative judgment. Many non-foundational courses make fine undergraduate electives, and many foundational courses are poorly conceived and badly taught. Non-foundational courses were, in our opinion, simply not designed or likely to make a substantial contribution to a student’s familiarity with the overall literary tradition.

Naturally, any categorization of courses entails judgment calls. To avoid criticism that conclusions reached about increased specialization and theory were exaggerated, we followed a generous policy of classifying all courses of ambiguous status as foundational. Thus, the conclusions we reached about the fragmentation of the literature curriculum are, if anything, understated. Moreover, a course’s description often alters before its title, leading to frequent encounters with a course that might be called *Nineteenth Century Fiction*, but is followed by a description centered upon postcolonial theory or relatively obscure authors rather than classic writers and texts. Since we lent significant weight to a course’s title, such discrepancies also conduced toward understatement. Finally, much anecdotal evidence suggests that course descriptions are lagging indicators of what happens in the classroom. Whatever course descriptions reveal about the extent of change, change in actual teaching practice is probably a good deal greater. This is yet another reason for believing that our figures underestimate the degree to which conveying the “big literary picture” is being neglected.

3. We asked about the degree to which interpretation of literary content was colored by postmodern theory and its “race, gender, and class” preoccupations.

Literary studies have traditionally been concerned with the intentions, techniques, and meanings of authors. The recent evolution of literary theory has, by contrast, worked to “de-center” the author, which subordinates the exploration of authorial purpose to the intellectual interests, and often political aims, of academic critics. This has had the pedagogical effect of turning works of literature into “social text” to be mined from a variety of theoretical perspectives for sexual, racial, political, or class significance. The result is often that a student learns more about the thinking of professors than of authors.

The greatest authors are those whose insight and language transcend the particularities of time, place, and background. All good writers can appeal to readers of diverse origin and experience. Thus, while gender, ethnicity, and social class do influence a writer’s work, too heavy an interpretive emphasis on race, gender, and class inevitably coarsens the appreciation of literature as literature. Simply reading through course descriptions is enough to convey a strong sense of a

department's interest in theory and political/social critique. In making our evaluations, however, we sought to fortify (or conceivably undermine) general impressions about various programs with a quantified indicator of postmodernism's relative importance. Accordingly, we compiled a list of what, for want of a better name, might be called "postmodern terms of art": words, phrases, and a few individual names, referring to subjects, interests, concepts, theoretical perspectives, and theorists associated with recent schools of literary criticism. We then counted the number of times each of these appeared in the course descriptions of a particular program. (See Appendices for a complete listing of the one hundred fifteen terms, phrases, and names employed.) The next step was to add up the numbers to obtain a cumulative total for each program. Dividing this by the sum total of all the words the course descriptions contained yielded a percentage figure for each department, facilitating program-by-program comparison. Relatively high percentages suggested a stronger emphasis on postmodern literary theory than low ones. (The figures ran from lows of a few tenths of a percent to highs of nearly three percent.)<sup>1</sup>

Obviously, the appearance of any particular word or phrase on our list indicates little. Many crop up in course descriptions of an entirely traditional nature. But their cumulative presence is a reasonable measure of the extent to which literary theory's "new sensibility" has permeated a department's outlook.

4. We did a computerized count of author names to help establish the relative emphasis given various writers. This involved compiling a master list of three hundred ninety prominent English-language authors past and present (see Appendices). We also compiled another list of authors whose names appeared in the third edition of the *Norton Anthology of English Literature* published in 1974. The authors represented in this edition are exclusively from the British Isles. Though a number of novelists like Jane Austen are omitted, it is a good indicator of which British authors were considered standard around mid-century. We then tabulated the number of times each of these authors was cited in the course descriptions we analyzed.

The first edition of the *Norton Anthology of American Literature* did not appear until 1979 and already reflected some of the reevaluations of author status spurred by a heightened consciousness of race, gender, and class. To assemble a list of standard mid-century American authors, we therefore relied on *American Writers: A Collection of Literary Biographies* (Charles Scribner's Sons, 1974), which is, with subsequent revisions and updating, still widely considered a standard reference source.

How much teaching literature now centers upon race, gender, and class with respect to author selection and interpretation is a matter of continuing controversy. We believe that approaches to teaching literature more preoccupied with sex, race, and ethnicity than with artistic achievement diminish the likelihood of achieving satisfactory comprehension of the subject. The extent to which race, gender, and class seem dominating considerations is therefore a question we seek to address.

Undoubtedly, considerations of race, gender, and class are more important today than several decades ago. In 1991, however, a nationwide Modern Language Association survey of upper division undergraduate English courses concluded that "professors of English literature continue

to base their teaching on works from the recognized body of traditional literature.”<sup>2</sup> Although this statement is a study in ambiguity, and the MLA survey has been subjected to some searching methodological criticism, the findings of America’s largest organization of literary scholars necessarily carry weight.<sup>3</sup> Because our data record the changing author preferences of undergraduate English departments at a sizable number of leading schools over several decades, they can shed some useful light on the accuracy of the MLA’s contention.

Although it goes against our grain, we followed fashion by sorting our authors into categories based on race and gender, as well as whether they were alive or dead. Seeking to measure the relative stress given different authors and categories of authors, we tabulated the total number of times particular authors were cited in all course descriptions in each of the three years examined. We then calculated the percentage that these citations comprised of the total number of author citations in each of those years. (Total author citations nearly tripled during the period under review, rising from 1,986 in 1964 to 5,161 in 1989 to 5,724 in 1997.) We refer to the percentage figure thus derived as an *author’s emphasis*, denoting the relative degree of attention given to him or her (or, in some cases, to a whole category of writers).

*Change in author emphasis* can be calculated by comparing the emphasis given a writer in different years. For instance, if an author accounted for two percent of all citations in 1964 and one percent of all citations in 1997, he received 50 percent less emphasis in the latter year than in the former. Changes in emphasis accorded to groups of authors can be similarly calculated. While such changes may reflect various factors (for example, a serious reevaluation of an author’s work), they also shed light on how preoccupation with race and gender influences author and theme selection.

5. To assess the changing emphasis given to authors, especially the most prestigious, we counted the number of courses exclusively concerned with their work. In the three years we examined, a total of only thirty-three authors had at least one entire course devoted to them.

With respect to our counts of author citations and single-author courses, we note a methodological caveat.

In a free elective system, which most English departments have more or less embraced, the probability of a student encountering any particular author in a “random walk” through the curriculum is a function of the proportion of all courses and/or reading assignments devoted to that author. Since 1964 there has been a 74% increase in the number of listed courses and a 188% increase in the number of author citations. An author’s statistical “market share” (that is, the likelihood of his or her being read by the “randomly walking student”) will thus decline unless the number of courses, or assignments, dealing with that author grows as rapidly as does the total number of courses and/or readings. The growth of courses dealing with most prominent authors has not kept pace with overall course growth.

Of course, the process of course and author selection is not actually random. Student preference and convenience reshape the odds, as does faculty advisement. We don’t have data about these factors, but we don’t believe they affect the overall significance of our findings. More likely the patterns of student interest, scheduling, and advisement tend to evolve over time in the same

direction, if not to the same extremity, as author and course listings. They may sometimes even reinforce the trends displayed by the listings.

For example, most undergraduates are likely to develop their literary tastes in the process of sampling courses and readings. Thus, while student preferences influence course selection, course availability also helps shape student preferences.

Student convenience largely depends on how frequently and when a course is offered, plus its perceived difficulty. Survey courses, major author courses, and foundational courses have traditionally tended to be scheduled most frequently and allowed higher enrollments, giving them a convenience advantage in attracting students. Nonetheless, the more courses that are listed, the more that compete for scheduling. Faculty members who have troubled themselves to develop new courses will almost certainly want them taught. As courses multiply, surviving survey courses are thus likely to lose at least some of their traditional convenience advantages. In addition, as we'll see, courses covering broad subject matter have not only declined proportionally, but in absolute number as well. There are now fewer of them left to compete for places in the schedule with specialized electives.

Advisement is driven by faculty judgment and self-interest (i.e., procuring enrollments for the courses faculty members wish to teach). But what better indicator of changing faculty judgment and self-interest can there be than the courses professors choose to introduce into the curriculum? Obviously, some advisors will better serve their students than others, but there is no reason to think that advisement as a whole will go strongly against the curriculum's grain.

In sum, while we acknowledge that a one-to-one relationship doesn't exist between author emphasis—as we measure it—and the actual exposure any author receives, we are confident that author emphasis is a serviceable measure of such exposure and its changes over time.

6. We also investigated the extent to which the study of film and television is replacing that of literature. To answer this question we counted the number of courses devoted entirely, or in part, to these subjects in each department in 1964, 1989, and 1997. Our position is not that film and television are unworthy of academic study, but that they do not comprise literature. Their presence in English programs thus diverts students from literary study. (There are, of course, instances when viewing a treatment of a Shakespeare play or a Jane Austen novel can be a useful adjunct to a literature class, but that is different from the study of film per se.)

### **Rigor**

Our interest here was in how much was asked of students majoring in English, particularly whether they were required to pass a comprehensive exam or complete a thesis.

Theses and comprehensive exams are not equivalent in their effects. A comprehensive exam is generally synthetic, demanding the integration of a wide range of disparate knowledge. A thesis, by contrast, usually requires the in-depth treatment of a narrower subject. Ideally, of course, both demand analytic capacities that go well beyond those needed simply to pass individual courses.

## The Study's Framework

### Years Surveyed

This study does not reach as far back into the century as our general education report, which included the years 1914 and 1939. Instead, we focus on the period encompassing the most dramatic curricular changes revealed by that study. Hence, our baseline is the 1964–65 academic year, the threshold of the campus revolutions that challenged so many of the assumptions about what it means to be an educated person. From there we jump a quarter-century ahead to the 1989–90 academic year, when deconstruction and other voguish literary perspectives had gained dominance in many English departments. We conclude with the 1997–98 academic year, when we began our research. (We have checked current college websites and noted in the individual departmental profiles any significant changes in majors that have occurred since 1997–98.)<sup>4</sup>

### Programs Surveyed

Our general education study also covered a larger number of schools. Specifically, it looked at fifty elite institutions equally divided between twenty-five prestigious liberal arts colleges and twenty-five leading public and private universities selected on the basis of their appearance in *U.S. News & World Report's* listing of America's top universities and colleges in 1989. Here we confine ourselves to the colleges.

At major research universities, undergraduate English majors are inescapably influenced by the proximity of graduate programs preoccupied with literary theory. We wanted to focus on the purest examples of undergraduate instruction. We picked liberal arts colleges of the highest reputation because their graduates are most likely to rise to cultural and political influence, and because they act as institutional trendsetters for colleges of lesser acclaim.

We examined the English programs at the following twenty-five colleges: Amherst, Barnard, Bates, Bowdoin, Bryn Mawr, Carleton, Colby, Colgate, Davidson, Grinnell, Hamilton, Haverford, Middlebury, Mount Holyoke, Oberlin, Pomona, Smith, Swarthmore, Trinity, Vassar, Washington and Lee, Wellesley, Wesleyan, William and Mary, and Williams.

### Department-by-Department Analysis

There is another significant difference between our general education survey and this one. In order to make our basic point about general education patterns as forcefully as possible, we refrained from an analysis of specific schools. In this report, we supplement our description of the overall pattern with a school-by-school review that highlights strengths, weaknesses, and trends. As it turns out, some very significant differences exist among the departments examined.

Our call for higher education reform has gained momentum since 1996. There are now many more trustees, donors, and academic officials who share the NAS's concerns and are willing to act on them. In light of this development, we thought it important not only to make available our findings on general trends, but also on the extent to which individual colleges participate in them.

With this in mind it should be understood that there are some things a catalogue study can't uncover, particularly the quality of teaching. It is also worth noting that all the departments we reviewed had fine courses, and at least some faculty members with excellent teaching reputations. No doubt, an unusually discerning student could get a superb literary education at any of them. Unfortunately, literary discernment is not something most beginning English students come equipped with. Rather, it is what a serious study of literature should be designed to cultivate.

### **Results of the Study: Losing the Big Picture**

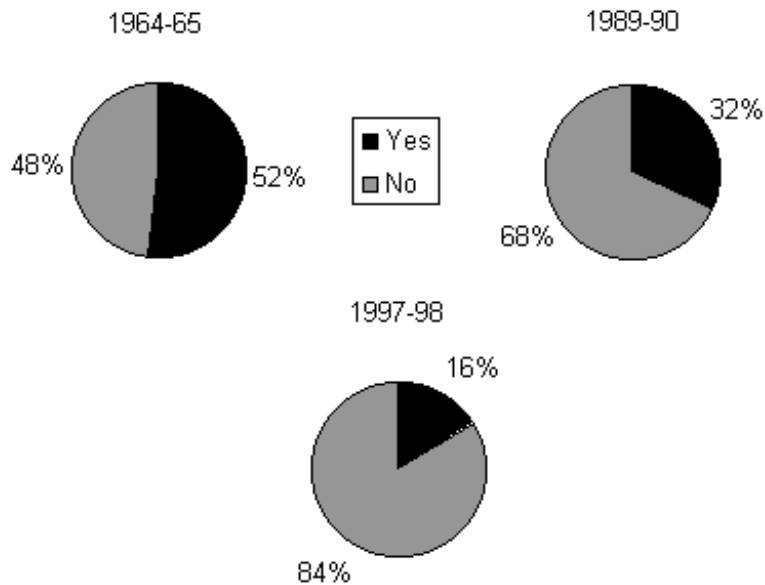
The trends revealed by the data are very similar to those documented in *The Dissolution of General Education*, and paint a portrait of contemporary undergraduate English programs that is not particularly flattering.

#### **Structure**

In 1964, the typical English department in our sample offered a tightly structured major that channeled students through a small number of introductory courses collectively comprising a sizeable percentage of all courses to be taken. The result was a substantial correspondence in the readings encountered by students, dominated by standard authors and classic works. To know a student had majored in English would have been to know largely what he or she had read. By 1997, however, an undergraduate literary core, and the common expectations about literary cultivation that sustained it, had essentially evaporated.

Take, for example, the steady fall in the number of departments requiring completion of a basic survey course. In 1964, thirteen programs made this stipulation, in 1989 eight and, in 1997, just four—Carleton, Davidson, Grinnell, and Smith. Smith alone bucked the trend, having actually introduced its requirement—two full semesters of English literature— between 1989 and 1997. During the same period, however, Bates, Bryn Mawr, Colby, Colgate, and Pomona dropped their required surveys.

## English Literature Survey Required?



A sense of what has been eliminated from the literary education of many students can be gleaned from the titles and descriptions of some of the requirements dropped after 1989. For example, there was Colby College's two-semester *Major British Writers* survey, which took students from "Beowulf to Milton" and then from "Dryden to the beginnings of the modern movement." There was also Colgate's three-semester survey sequence beginning with a two-part *Survey of British Literature* from "Old English literature...[to] the middle of the eighteenth century with Alexander Pope" and from the "later eighteenth century...[to] modernism in the early twentieth century," plus a single semester "Survey of American Literature" from "the early colonial period to the Civil War." And there was Pomona College's two-semester *Major British Authors* survey guiding the student through "a close study in historical context of selected works by writers from the Anglo-Saxon period through 1660, including medieval lyrics, Chaucer, Sidney, Spenser, Shakespeare, Donne, Herbert, Marvell and Milton," followed by "a close study in historical context of selected works by such 17<sup>th</sup> and 18<sup>th</sup> century writers as Swift, Pope, Fielding, Johnson, Austen, Wordsworth, Keats, Brontë, Browning, Dickens, G. Eliot, Hardy, and Yeats."



































# **Profiles of Individual Departments**

## Profiles of Individual Departments

The following are profiles of the twenty-five undergraduate English majors we surveyed. We compared them to their peers with respect to a number of key features. Above all else the profiles try to answer a central question: are students likely to graduate with an overview of the Anglo-American literary tradition? Put another way, to what extent does each department help to maintain, or to undermine, our language's literary heritage?

### Amherst College

Few English departments have as completely forsaken the idea of a common core of literary knowledge as Amherst's. Though in 1964–65, 40% of the major requirement was concentrated in two mandatory courses and two required course clusters—a rather typical pattern for the time—by 1997–98 Amherst was one of only five colleges with neither required courses nor clusters. Among other things, this meant short shrift for the Bard. Thus, while a Shakespeare course formed part of a required cluster in 1964–65, by 1997–98 it was merely an elective. Our content analysis of Amherst's English department course descriptions revealed them to be slightly below average in postmodern terminology.

Amherst's steady retreat from the ideal of a common literary core for students majoring in English is also reflected in the attenuation of the department's capstone requirement. In 1964–65, this comprised a comprehensive examination required not only of honors candidates but all students majoring in English, which tested “such matters of fact as authors' names and dates, exact titles and dates of major works, the common varieties of verse, etc.” and “the student's awareness of the historical development of English and American literature.” By 1989–90, however, this exam had been reduced to “the Comprehensive requirement,” which was neither a thesis nor a test, but was satisfied by the successful completion of a “designated seminar course” known as “English 75.” By 1997–98, the Comprehensive requirement was strengthened to include the submission of “an approved concentration essay” in addition to English 75. However, by 1999–2000, “a brief statement” defining the student's area of concentration had replaced the concentration essay, and English 75 alone again satisfied the Comprehensive requirement. How high a hurdle this sets for students is hard to say. What is clear, however, is the substitution of a concern for broad knowledge with one for specialization.

Like many other institutions, Amherst reduced its percentage of foundational courses between 1964–65 and 1989–90. More striking, however, than their drop in absolute numbers was their decline as a percentage of all courses listed. As non-foundational courses were added between 1964 and 1989, the percentage of foundational offerings fell from 63% to 27% (to 22% by 1997–98). Ranked in the second quintile of schools with respect to percentage of foundational offerings in 1964–65, Amherst slipped to the fifth quintile by 1997–98. During the intervening period, the total number of courses nearly tripled, from thirty to eighty-seven, with almost all the new ones narrow and specialized. In 1997–1998, Amherst's was one of only two departments not to require students to distribute courses among important subject categories.

Finally, the Amherst major ranks first in the number of film courses, including such offerings as *Studies in Classic American Film*, *Film Noir and the Art of Hollywood Film*, *Production Workshop in the Moving Image* (including “hands-on exercises with video camcorder and editing equipment”), *The Non-Fiction Film*, and *Topics in Film Study*. While there is nothing wrong with film studies per se, their proliferation within Amherst’s English department shows how much the department has diluted its foundational mandate—the study of literature.

## **Barnard College**

Barnard has a relatively well-structured English major that requires something close to a general survey of English literature. On the other hand, like Amherst, it offers a very low percentage of foundational courses and minimal distribution requirements. Once beyond the specified requirements, students majoring in English may wander among a large welter of specialized offerings. Moreover, Barnard’s course descriptions ranked above average in postmodern terminology.

In 1964–65, 1989–90, and 1997–98, Barnard required three courses by name. In the last two years surveyed, these included *Critical Writing* (one semester) and *The English Colloquium*, a two-semester partial survey of English literature described as covering “[m]ajor writers and literary works of the Renaissance and the Enlightenment examined in terms of leading ideas in those periods.” Barnard thus ranked in the top 16% in 1997–98 with respect to the number of courses specifically required. In 1964 it had also expected students majoring in English to take seven other foundational courses drawn from three clusters, a requirement eliminated by 1989.

Barnard encouraged the study of Shakespeare in 1964–65 by including a course on the Bard within a cluster. By 1997–1998, however, Shakespeare was simply one elective among many. In 1964–65, Barnard required a six-hour comprehensive examination of all students majoring in English. By 1997–1998, that requirement was gone.

Though the number of specific requirements diminished, the mix of course types hardly changed between 1964 and 1989. Although the percentage of foundational offerings fell slightly from 45% to 43% of all courses listed, their absolute number increased slightly, from twenty-nine to thirty-two. After 1989–90, however, the number of foundational offerings fell by about one third (from thirty-two to twenty-one), representing only 24% of the curriculum by 1997–98. In 1964–65, Barnard was above average in absolute number of foundational offerings (twenty-nine versus the overall average of twenty-four), although it ranked next to last (ahead of Vassar) in percentage of foundational courses, because of its large number of other course offerings. By 1997–98, Barnard was below average in absolute number of foundational offerings (twenty-one versus the overall average of twenty-five), and was in the fifth quintile in percentage of foundational courses.

Between 1989 and 1997 the use of postmodern terminology in course descriptions more than trebled. In only four other departments were course descriptions more heavily laden with postmodern terminology.

## **Bates College**

Since 1989, the Bates English major has changed more than any other we examined. In 1989–90, it had one of the most rigorously structured programs. In 1997–98, it had one of the least. Postmodern terminology in the major’s courses also rose significantly between 1989 and 1997.

In 1989–90, five courses were required by name, including a survey of English literature with “selected major works from *Beowulf* to the present time,” a course in critical theory, two semesters of Shakespeare, and a senior thesis course. Of the remaining six courses a student needed to complete, one apiece had to be taken in Medieval, Renaissance, Eighteenth-century/Romantic, American, and Nineteenth-century/Modern literature. Only the sixth elective was truly a free choice. A full 54% percent of the major consisted of either prescribed or clustered offerings, and foundational courses constituted 48% of all those listed. Only one required course remained in 1997. Among those eliminated were the English literature survey and a two-semester Shakespeare survey. The senior thesis, however, survived.

By 1997, a 1989 requirement of one course in each of five subject matter areas, which ensured a wide overview of English and American literature, had been replaced with a requirement of three “pre-1800” courses. Although foundational courses were not eliminated, their presence was diluted by a 52% increase in the total number of courses offered. As a result, foundational courses dropped from 48% to 32% of the total listing. Thus, in less than a decade, a strong core was replaced by a smorgasbord curriculum requiring neither the reading of foundational works nor any familiarity with English and American literature.

## **Bowdoin College**

In 1964, the major was 50% prescribed, but by 1989 was virtually structureless, remaining so in 1997. With respect to foundational courses, however, the major stood ninth, with about 44% of its offerings being so designated. Bowdoin was one of the few departments surveyed whose course descriptions contained substantially less postmodern terminology in 1997 than in 1989. Overall, however, it still ranked fairly high in this respect, tying for seventh place with Colby and Trinity.

In 1989–90, a distribution requirement demanded the selection of three out of eleven offerings in English Literature “before 1800.” By 1997–98, a stipulation was added that “only one of these three courses may be a Shakespeare course.” While the restriction was apparently intended to ensure more breadth in this modest subject matter distribution category, it is interesting that the narrowing of choices was done at the expense of Shakespeare instead of Bowdoin’s otherwise nearly free elective system. Students were, however, not prevented from taking more Shakespeare courses as part of their seven electives.

While the Bowdoin English department has not altered most of its foundational course titles, their content seems to have been heavily influenced by postmodernism, especially in the Romantic and later periods. For example, in 1989–90, Course 240, *English Romanticism*, was “[a]n intensive study of a few key Romantic texts by Blake, Wordsworth, Coleridge, P. B. Shelley, Mary Shelley, and Keats.” In the 1997–98 catalogue, Course 240— though only slightly renamed as *English Romanticism I: After Revolution*—“consider[ed] debates over the French Revolution; the theater of heroic crime; the poetry of radical dissent and of agrarian republicanism; Jacobin and feminist fiction; and strains of anti-utopian social thought.” Moving from a focus on literature to one more on politics, history, and sociology, the course added to Blake, Wordsworth, Coleridge, and company such authors as Burke, Paine, Wollstonecraft, and Malthus. In 1989–90, a similar course called *Representations of Revolution in the 1790s* had been offered, but only as a special topic. By 1997–98, this special course had supplanted the foundational one, but with the older title largely maintained. Other courses show a similar change in content: new wine in old bottles.

The Bowdoin major has also kept up with fashions in literary theory, a fair marker of a department’s general orientation. In 1989–90, *Literary Theory* covered “semiotic, deconstructive, psychoanalytic, feminist, and Marxist theories of literature.” Although *Literary Theory* remained in the catalogue, by 1997–98 a new course, *An Introduction to Literary Theory Through Popular Culture* retained most of the earlier topics and added “new historicist, African-American, and lesbian and gay theory” readings. The course used “examples from popular or mass-cultural forms such as best-selling novels, music videos, Hollywood films, and soap operas.” At the same time, offerings in *African-American Fiction* and *African-American Poetry* (formerly *Afro-American Fiction* and *Afro-American Poetry*) were expanded to include *The Literature of Black Diaspora*, *Introduction to West African Fiction in English*, *Black Pulp Fiction*, and *Black Writing/Black Music*, giving Bowdoin a strong presence in Africana Studies.

## **Bryn Mawr College**

Between 1989 and 1997, the Bryn Mawr English major fell from the top third to the bottom third of departments surveyed with respect to foundational content, though it continued to require one course in “major texts.” Many of the specific courses offered were also strongly influenced by feminist ideology. In overall percentage of postmodern terminology it ranked third behind Swarthmore and Wesleyan. In 1964, Bryn Mawr had the third most highly structured major we examined, with 80% of its content required or in clusters. It also tied for third place in the percentage of listed courses that were foundational. Much has changed, and the change continues.

In 1989–90, the major still required a two-semester *Introduction to Literary Study* (English 101 and 102) or its equivalent, plus two semesters in literature prior to 1800 and two semesters in literature after 1800. A course called *Independent Work: The Senior Essay* was also required. *Introduction to Literary Study* seems to have been a survey course: “Through an intensive program of readings in a variety of literary forms from the Middle Ages to the Moderns, this

sequence of courses historically and culturally contextualizes literary genres, movements, and traditions.”

By 1997–98, the two-semester survey was replaced by the one-semester *Introduction to Literary Study*. While this course is described as focusing on the study of “major texts by both classic and contemporary authors,” it makes no pretense of covering major authors and movements in any systematic fashion, and contains instead readings that “vary from semester to semester, but [with a] list [that] is always heterogeneous, stimulating, chosen to promote spirited discussion.” Gone too is the requirement of two courses in literature prior to 1800 and two courses in literature after 1800. The requirement of at least two courses at the 300 level remained, while the senior essay requirement was transformed into “two units of senior work.” Thus, in a relatively short period, the common core of shared experience—formed by the requirement of a two-semester survey, subject matter distribution, and a senior essay—was replaced by a formless curriculum giving students wide options but little direction.

Course content also altered substantially in the direction of the postmodern during the 1990s. *The Southern Renaissance* and *Slave Narratives* (which compared the latter with works like Melville’s *Benito Cereno*) disappeared from the catalogue, and were replaced by *Introduction to Native American Literature: “Learning to Listen,”* which set aside time “each week for recording of interviews, chants and music, stories, and legends to develop the religious and social context that the written texts assume” and was cross-listed under anthropology. New courses included *New Patterns in Feminist Spirituality* and *Major Texts of the Feminist Tradition in the West: From Wollstonecraft to Woolf*. The 1989–90 course, *Literature of the English Renaissance I*, a “survey of literary production . . . in the period of rule by the House of Tudor (1485-1603),” by 1997–98 had become *Renaissance Literature: Performances of Gender*, with readings “chosen to highlight the construction and performance of gender identity during the period from 1550 to 1650.” Gone by 1997–98 were courses like *Faulkner and the Uses of the Past*, *The Development of Modern Poetry*, *W. B. Yeats and Wallace Stevens*, *Joyce and Lawrence*, and *Poets on Poetry*. Taking their place were such courses as *Figuring Her Desire: Euro-American Painting and Fiction from 1848–1910*, *Marginality and Transgression in Victorian Literature*, *Lesbian and Gay Literature*, *Landscape Art in Cultural Perspective*, and *Post-Apartheid Literature*. In less than a decade the English department transformed its offerings, moving from the largely foundational to the marginally literary.

## **Carleton College**

Carleton’s English department offers a major that is relatively well structured—at least by contemporary standards—standing among only four that insist on a literature survey. With respect to foundational content, it stands sixteenth; with regard to degree of structure, it ties for seventh place. All this, however, is a far cry from 1964, when it was tied for seventh place in its emphasis on foundational courses, and ranked fourth with regard to weight given required or clustered courses.

In 1964–65, Carleton required that ten courses be completed overall, of which two were specified. By 1989–90, it had enlarged its major by requiring twelve courses, of which three were required by name—a course on methods of interpretation having been added to the literature surveys. The clusters, which accounted for 50% of the major requirement in 1964, had disappeared by 1989 and were replaced by subject matter distributions, presumably requiring students to spread courses over an unusually wide range of literary areas. Carleton was pre-eminent in this area, with six and seven subject matter distributions in 1989 and 1997, respectively, against an average of fewer than three for all schools. Shakespeare, included within a cluster in 1964, was only an elective by 1989. In 1997, Carleton was one of only two major programs (with Grinnell) with cognate requirements, enjoining students to take “six credits in literature other than English.”

In 1964–65, students majoring in English at Carleton had to pass a comprehensive examination “designed to test understanding of general principles as well as mastery of facts.” In 1989–90, students majoring in English were required to take a “comprehensive examination based upon the department’s reading list and either the supervised essay or a second examination.” However, by 1997–98, this requirement had been replaced by an “integrative exercise,” a much less clearly defined requirement that gave students a choice between an extended essay and a written examination.

Like most schools, Carleton greatly increased course offerings between 1964–65 and 1997–98. Unlike most schools, however, it retained its foundational courses, and even added to them. However, as its courses more than doubled between 1964–65 and 1997–98, the representation of foundational courses in Carleton’s English department dropped from 64% to 33%, pulling Carleton from tied for seventh place down to sixteenth place.

By 1997–98, some new courses acknowledged the more recent trends in literary criticism, but in muted tones, without attacking earlier subject matter and critical perspectives. Typical were courses like *Studies in American Literature: The Postmodern American Novel*, *Women Playwrights/Women’s Roles*, and *Gender and Romance in Medieval Literature*. The number of courses on film and non-literary media did, however, jump rather sharply between 1989 and 1997 from one to five. As of 1999–2000, the number of courses required for the major had dropped from twelve to eleven.

## **Colby College**

Colby offers a rather typical contemporary English major, based on its structural characteristics, but with a twist. Although in 1997–1998 it fell within the upper third of the distribution with respect to foundational content, the courses it specifically prescribed had a distinctly postmodern slant, one attempting to define literature, and the other devoted to critical theory—a rather singular set of priorities for an undergraduate program. With respect to the postmodern terms in its course descriptions, Colby’s English major was also in the upper third of the departments we examined.

By contrast, in 1964–65, the Colby English major was solidly traditional. There were five required courses, including a two-part introductory survey and a cognate history requirement. Shakespeare was mandated for students concentrating in English literature, though not for those in American literature.

In 1989–90, students were still required to take a two-semester survey of major British writers, covering *Beowulf* through Milton in the first semester and Dryden to the beginnings of the modern movement in the second semester. By 1997–98, however, the survey sequence had been reduced to one semester of critical theory and another of literary studies. The course description of *Literary Studies* reads in part: “‘What is literature?’ or ‘When is it literature?’ A focus on the students’ encounter with the text, the words on the page.” Other courses, like “*Whose English Is It?: Anglophone Literature of Africa, the Caribbean, and the Indian Subcontinent*; *Art and Oppression: Lesbian and Gay Literature and Modern Society*; and *Re-mapping Literary History: From Beowulf to Virginia Woolf*, fortify the impression that the Colby English department is aggressively re-evaluating most of the English and American literary canon.

Over the years, Colby has tried several variations on the requirement of a thesis or comprehensive examination for all students majoring in English, or for honor students. In 1964–65, all students majoring in English had to take a comprehensive examination lasting “at least six hours.” By 1989–90, neither a thesis nor a comprehensive examination was required of students, and English was not listed among those departments awarding honors. By 1997–98, although neither a thesis nor a comprehensive examination was required of all students, honors were reinstated, dependent on successful completion of an honors thesis.

Between 1964–65, when Colby ranked fifth among the twenty-five schools in the survey, and 1989–90, when it ranked sixth, the percentage of foundational offerings fell from 66% to 54% of all listed courses. Between 1989–90 and 1997–98, the percentage of foundational offerings fell again, to 45%. In absolute terms, however, the number of foundational courses held nearly constant, twenty-nine in both 1964 and 1989, and twenty-eight in 1997. Colby ranked high in the number of its subject matter distribution categories, with five in 1997. In 1999–2000, the number of courses required for the major had dropped from twelve to eleven; subject matter distributions in the major were reduced from five to four.

## **Colgate University**

Since 1989, the Colgate English major has eliminated a large number of prescribed courses, partly compensating for this change by introducing more distribution categories. In content, however, the major has changed only modestly; it retains the largest number of foundational courses of any department in our sample and offers no courses on film. Colgate’s course descriptions rank among the lowest of the majors we surveyed in postmodern terminology.

In 1964–65, all students majoring in English at Colgate had to take four courses designated by name, which constituted 50% of the major requirement. By 1989–90, the number of specified course requirements declined to three, and by 1997–98 not a single course was specifically

required. On the other hand, Colgate has increased the number of its distribution categories over the years. Thus, while in 1964–65 it had none, by 1989–90 three had appeared, one relating to subject matter and two reflecting the stratification of introductory and advanced courses. By 1997–98, these had grown to six—three of each kind; only three other departments had at least that many. As for the study of Shakespeare, Colgate, like so many other schools, has relaxed its emphasis. In 1964–65, the Bard was required; by 1989–90 he was not.

At least since 1964 there has been no thesis or comprehensive examination requirement, though candidates for honors have been required to take English 490, called *Special Studies for High Honors Candidates* in 1964, and by 1997 simply *Special Studies for Honors Candidates*.

Between 1964–65 and 1989–90, although the percentage of foundational offerings fell from 59% to 55%, the number of foundational courses actually increased from nineteen to forty-five—their relative decline owing, as usual, to an enormous increase (156%) in total course offerings. By 1997–98, foundational courses had reached forty-seven—more than in any other department—though now constituting only 47% of all course listings.

### **College of William and Mary**

The English major at William and Mary affords the singular example of a program with little structure but proportionately more traditional content than any of its peers. Even more interesting, that content has lately been increasing, not diminishing. While William and Mary does not have a survey requirement, distribution requirements must be selected from a relatively small range of solid courses, and concentrators are encouraged to begin their programs with an overall survey of English literature. Course descriptions ranked among the lowest in postmodern terminology, and the department offered no courses on film.

In 1964–65, all students majoring in English at William and Mary had to take three courses designated by name, which constituted 25% of the major requirement. By 1997–98, not a single specified course existed, though there was one cluster requirement, and students had to satisfy a substantial number of distribution requirements—four based on subject matter and one on stratification.

Since 1964 at least, the study of Shakespeare has been an elective at William and Mary, and neither a thesis nor a comprehensive exam has been required (though candidates for honors have been required to take special courses).

Between 1964–65 and 1989–90, the number of foundational courses rose from twenty-six to thirty-one, though—due to a 60% overall increase in course offerings during the period—their representation in the course listings fell from 65% to 48%. Between 1989–90 and 1997–98, when most schools were dropping foundational courses, William and Mary marginally increased its number (from thirty-one to thirty-two).

## Davidson College

The Davidson English major was the only program we surveyed whose requirements changed substantially between 1997 and 1999. In 1997, Davidson's program was far and away the most structured of any in our sample. Students were required to complete no less than five required courses comprising 50% of the major. Since three of these were broad literature surveys, Davidson's students had a much better chance than most to graduate with a genuine overview of the literary tradition. Two years later, all survey requirements had disappeared, with only a course in literary analysis and the senior colloquium still required. On the other hand, the number of subject matter distribution categories rose to six, one of the largest figures at any institution—serving perhaps as a partial substitute for the dropped requirements. In 1997, Davidson ranked in the bottom quintile with respect to the postmodern terminology of its course descriptions. While the topic in 1999's fall senior colloquium was "Reading the Body," the postmodern terminology of its course descriptions had risen only slightly overall.

Strangely, in 1964–65, Davidson's English major stood out for its lack of requirements: no required courses, and only two courses in clusters comprising 25% of the total program. In 1989, the major still had less structure than in 1997. Thus, its evolution during the 1990s seemed to be reversing the direction of virtually every other program we studied. Last year, however, the department relaxed its insistence on fundamentals.

Davidson's distribution categories, which had been increasing steadily over the years surveyed, continued to grow impressively between 1997 and 1999. At present, six are devoted to subject matter, with an additional two in stratification. The study of Shakespeare remained an elective in 1999.

In 1964–65, Davidson did not require a thesis or comprehensive examination for all students, or for honors candidates. By 1989–90, major requirements remained unchanged, but honors candidates had to take English 499—"the writing of the thesis and an oral examination"—and were expected to "achieve at least a grade of B+ in both English 398 (*Junior Honors Tutorial*) and English 499 (*Senior Honors Thesis*)." By 1997–98, with the grade requirement unchanged, English 398 had been replaced by English 498 (*Senior Honors Research*).

Between 1964–65 and 1989–90, the number of foundational courses rose, although, due to a 66% increase in overall course listings, their presence in the curriculum fell from 59% to 42%. Between 1989–90 and 1997–98, total offerings expanded a bit more, while the number of foundational courses held steady, slightly lowering their proportion to 39%. This left Davidson exactly in the middle (thirteenth) with respect to the proportion of its total course listings that was foundational.

## **Grinnell College**

Grinnell's English major is one of the few programs we reviewed that had changed relatively little since 1989. In 1997, as in 1989, Grinnell required two courses; and in both years offered the highest percentage of foundational ones. The study of Shakespeare was an elective at Grinnell in 1964–65 and has remained so. Grinnell listed no courses on film and ranked near the bottom with respect to the amount of postmodern terminology in its course descriptions.

In 1964, Grinnell was in the bottom quintile of departments ranked on the basis of curriculum structure. The world of undergraduate English having revolutionized itself, Grinnell's stand-pat posture had moved it into the second quintile by 1997–98. Between 1964–65 and 1989–90, Grinnell did introduce distribution categories, one for subject matter and another for stratification. It also adopted a foreign language requirement. By 1997–98, a second subject matter category had been added.

Grinnell did not require a general survey of English literature in 1964–65. Instead there was a composition requirement and a course titled *The English Language*. By 1989–90, the requirement had become a full-fledged two-semester survey, *The Tradition of English Literature I and II*. In 1997–98, with this requirement still in place, Grinnell stood among only four schools in our sample that had survey requirements, and one of only three to have introduced them since 1964–65.

In 1964–65, students majoring in English had to pass “a comprehensive examination on 21 texts,” and honors candidates had to take two semesters of “independent study for honors,” which involved an independent project and an honors examination. By 1997–1998, neither requirement remained.

Between 1964–65 and 1989–90, the number of foundational courses dropped, although, due to an atypical decrease in course offerings overall, their representation within the curriculum nearly held steady, slipping slightly from 62% to 61%. Between 1989–90 and 1997–98, the total of Grinnell's English courses began to grow again, although the number of its foundational offerings remained unchanged. Thus, by 1997–98, foundational courses constituted only 51% of the curriculum. In 1964–65, Grinnell ranked eleventh out of twenty-five schools with respect to the proportion of foundational offerings in its English course listings. By 1989–90, amid the general decline of many other programs, Grinnell had risen to first place, where it stood in 1997–98—a remarkable climb by default.

## **Hamilton College**

Hamilton's English major was one of a small number to have become significantly more structured since 1989 (and even 1964). It is somewhat difficult, however, to assess the effect of this change because, while two new clusters were added offering introductions, respectively, to major genres and authors (Chaucer, Shakespeare, and Milton), Hamilton's literature survey was replaced by a course on “reading literature,” with varying subject matter. Nonetheless, the major

seems relatively sound. With respect to the postmodern terminology of its course descriptions, Hamilton's major stood in the lower middle ranks, and offered no courses on film. It was, however, the only program in which Toni Morrison was cited in course descriptions as frequently as Shakespeare.

In 1964–65, Hamilton had no distribution or named course requirements. By 1989–90, it required one survey course and had instituted two mandatory distribution areas, one pertaining to subject matter and the other to stratification. In 1997–98, it required one course in literary interpretation, and had expanded its distribution categories to two for subject matter and one for stratification. In 1964–65 and 1989–90, Hamilton had no cluster requirements, but by 1997–98 students had to choose three courses from among two clusters (one genre and the other covering Chaucer/Milton/Shakespeare), with at least one course from each.

In 1964–65, all students at Hamilton were expected to pass a comprehensive examination. By 1989–90, this exam was no longer mandated, and honors candidates could choose between passing written and oral examinations and taking a seminar requiring a long essay. In 1997–98, honors candidates were obligated to write an honors thesis.

Like most schools, Hamilton greatly increased the number of courses it offered between 1964–65 and 1989–90, but unlike many, it retained its foundational courses, and even added to them. As its course offerings more than doubled between 1964–65 and 1989–90, growing from twenty-two to fifty, the number of foundational courses exactly doubled, increasing from thirteen to twenty-six, so that their proportion slipped only slightly from 59% to 52%. From 1989–90 to 1997–98, overall course offerings increased another 22%, while foundational offerings rose only marginally, bringing their representation down to 46% of the total. Hamilton ranked sixteenth in 1964–65 with respect to percentage of foundational course offerings, but, by virtue of holding on to those it had, was tied for fifth place by 1997–98.

Between 1989–90 and 1997–98, some of Hamilton's courses did adjust their content to accommodate new sensibilities and interests. For example, *Studies in Shakespeare in the European Tradition*, an offering of the earlier year, had been transformed by 1997–98 into *Shakespeare around the Globe: Traditions and Experiments*, which reflected the more "inclusive" impulses of the 1990s. As of 1999–2000, the number of courses required for the English major had been reduced from twelve to nine.

## **Haverford College**

Haverford's English department offers a thoroughly postmodern major, whose course requirements include a two-semester junior seminar emphasizing "a series of texts representing the range and diversity of the historical tradition in British and American literature" and "critical theory and practice as it has been influenced by hermeneutics, feminism, psychology, semiology, sociology, and the study of cultural representation." Haverford's English department ranked fourth in the amount of postmodern terminology found in its course descriptions, and showed a larger percentage point rise in postmodern terminology between 1989 and 1997 than any other

department surveyed.

In 1964–65, Haverford required students majoring in English to take one course in preparation for their mandatory comprehensive exam, plus two full courses (four semesters) to be chosen from a cluster surveying major literary periods. The major program also contained four subject matter and four stratification distribution categories, the highest number among the schools surveyed. By 1989–90, a two-semester requirement in “texts” and critical theory had arrived, the clusters were gone, and the distribution categories were reduced to five. In 1997–98, while the requirement in “texts” and critical theory remained, the cluster requirements had not been restored, and the distribution categories had decreased to four (three of which—to be sure—pertained to subject matter). The study of Shakespeare has been elective at Haverford at least since 1964.

In 1964–65, students had to pass a comprehensive examination requiring “a detailed knowledge of three major periods of English literature.” In 1997–98 (as in 1989), students were required to pass a final evaluation of the major program centering more vaguely on “written work and oral examinations.”

Like many other institutions, between 1964–65 and 1989–90, Haverford increased its roster of foundational courses slightly (from sixteen to nineteen), while adding many non-foundational ones. Consequently, the percentage of foundational courses fell from 53% to 36%. Between 1989–90 and 1997–98, foundational courses dropped from nineteen to fifteen while overall offerings rose, further reducing the proportion of the former to just 25%.

### **Middlebury College**

Middlebury offers a relatively well-structured major containing a high proportion of foundational courses. Moreover, since 1989 it has largely resisted the postmodernist tide, changing less in many respects than the other majors we examined. Moreover, Middlebury’s course descriptions manifested relatively few postmodern buzzwords.

In 1964–65, Middlebury did not require an overall survey of English literature or any other specified courses, but it did require four courses within a cluster and three subject matter distributions. By 1989–90, it required two courses by name, only one course within a cluster, and five subject matter distributions. In 1997–98, it required one course by name, two courses within two clusters, and five subject matter distributions. While in 1964–65 Middlebury made the study of Shakespeare an elective, by 1997–98 it had become one of only two schools (the other was Wellesley) to require a Shakespeare course.

In 1964–65 and in 1989–90, students majoring in English were required to pass a “General Examination.” By 1997–98, the name had been changed to the “Senior Comprehensive Exam” and was part of the winter term program. Honors were determined “on the basis of course grades, essay or thesis grade, and the winter term program grade.”

Between 1964–65 and 1989–90, Middlebury expanded its course offerings by 17% overall, while adding a single course to its cohort of foundational courses. While its total course offerings increased by 46% between 1989–90 and 1997–98, Middlebury’s foundational offerings increased by 36%. Historically then, foundational courses as a percentage of the entire departmental course list declined from 50% in 1964–65, to 45% in 1989–90, to 41% in 1997–98. However, Middlebury became relatively more foundational as other schools rapidly expanded postmodernist offerings. In 1964–65, Middlebury ranked twenty-second with respect to the emphasis given to foundational courses. In 1997–98, by virtue of having maintained a solid core of foundational courses, it ranked tenth.

### **Mount Holyoke College**

Mount Holyoke’s English major is more structured than most of its counterparts, and possesses a fair, though declining, number of foundational courses. Students majoring in English are required to take an introduction to literature course and a partial survey of English literature, and to select one of four partial surveys of English and American literature. The department also encourages students to undertake an individual reading program of core texts. Mount Holyoke stood in the mid-range of our sample with respect to the postmodern terminology of its course descriptions.

In 1964–65, Mount Holyoke required a two-part overall survey of English literature called *Great English Writers*. By 1989–90, this had been reduced to a single course partial survey, *The Development of Literature in English: Medieval through Commonwealth*. By 1997–98, the partial survey was retained and English 201, *An Introduction to the Study of Literature*, added. Students were also required to take one of four partial surveys of English and American literature.

In 1964–65, Mount Holyoke also required two courses within clusters, one on Chaucer and one on Shakespeare, but had no distribution requirements. The Shakespeare requirement placed Mount Holyoke among the eight schools making the Bard required reading in 1964–65. By 1989–90, however, Shakespeare had been reduced to an elective. Also, by 1989–90 Mount Holyoke no longer required any courses within clusters, but had added three subject matter and two stratification distributions.

In 1964–65, students majoring in English were required to pass a “general examination.” In 1989–90 and in 1997–98 there was no comprehensive examination requirement. In 1964–65, 1989–90, and 1997–98, honors candidates were required to do some kind of individual work or independent study.

Between 1964–65 and 1989–90, Mount Holyoke increased its overall course offerings by 16% while increasing the number of foundational courses by only 7%. Consequently, foundational courses fell from 53% of the English curriculum in 1964–65 to 49% in 1989–90. Between 1989–90 and 1997–98, the total number of course offerings did not rise, but in fact fell by one course, which was unusual among the schools surveyed. However, during the same period,

Mount Holyoke eliminated 24% of its foundational courses, causing them to slip from 49% to 38% of the curriculum. In 1964–65, it ranked in the fourth quintile of schools with respect to its percentage of foundational course offerings. By 1997–98, because it hadn't diluted its curriculum with the addition of many new courses, it ranked in the third quintile. One growth area, however, consisted of courses on film and nonliterary media, which jumped sharply from two (3% of the total listings) to six (10% of the total listings). As of 1999–2000, the number of courses required for the major in English had increased from eight to nine, while subject matter distributions within the major were reduced from three to two.

## **Oberlin College**

Oberlin's English major is both unstructured and non-traditional in emphasis. *Critical Issues*, the only course that seems to be specifically required, is described as “designed to develop competency in understanding and applying literary criticism at a time when diversity of critical and theoretical perspective is increasingly central to the study of literature.” Nonetheless, and perhaps surprisingly, Oberlin's course descriptions ranked relatively low in postmodern terminology.

In 1964–65, Oberlin had no distribution requirements and required no courses by name. In 1989–90, students were required to take an intermediate course in either poetry or drama and one subject matter distribution, including five courses “in the pre-modern period.” In 1997–98, an introductory course in poetry, fiction, or drama (or English 175, which does not appear in the catalogue) and two subject matter distributions were required, ensuring an acquaintance with at least one genre and two important literary periods. A cluster requirement containing the aforementioned *Critical Issues* course had also appeared. While this cluster is described as containing three courses, only one, *Critical Issues*, is actually listed in the catalogue. From 1964 to the present, the study of Shakespeare has remained an elective at Oberlin.

In the years surveyed, Oberlin's English department required no comprehensive examination. In 1964–1965, however, honors candidates were expected to do independent work and “pass a special examination” and in 1989–90 to complete an honors essay or creative project and pass an oral examination. In 1997–98, the English honors program was limited to “15 qualified majors” and required candidates to “write a 35-page essay or produce an honors-level creative writing project,” but not to pass an exam.

Between 1964–65 and 1989–90, Oberlin maintained its roster of foundational courses while adding many non-foundational ones, causing the former to fall from 57% to 47% of the total. Between 1989–90 and 1997–98, overall offerings dropped below their 1964–65 level, an anomaly among the growing course lists of most other schools. Foundational courses bore the brunt of this decline, falling from twenty-six to fourteen, which reduced their presence to 31% of the department's offerings. Of all the English majors we surveyed, none offered as small a number of foundational courses as Oberlin. Four of its courses—9% of the total—were related to film and nonliterary media. As of 1999–2000, the number of required courses for the English

major had dropped from ten to nine. Subject matter distributions had grown from two to six; grade level distributions from one to two.

## **Pomona College**

Pomona College's English major, highly structured and with a majority of foundational courses in 1989, has recently undergone some significant changes. Most notably, its required two-semester survey of British authors has been replaced by an introduction to literary interpretation, and its emphasis on foundational courses has marginally declined. It falls somewhat above the mid-point with respect to the postmodern terminology of its course descriptions.

In 1964–65, Pomona required a course called *The Western Literary Tradition*, but not an overall survey of English literature per se. By 1989–90, it required a two-semester survey called *Major British Authors*, gone—as already noted—by 1997–98. In 1964–65, Pomona also required five courses within clusters, including two from a cluster consisting of Chaucer, Shakespeare, and Milton. By 1989–90, only one course was required in a cluster, and by 1997–98, none at all, leaving Shakespeare an elective. In 1964–65, Pomona had no distribution requirements. In 1989–90, however, it required two subject matter distributions and one stratification distribution, increasing to two of each by 1997–1998.

In 1964–65, all students at Pomona were required to pass a comprehensive examination; honors were determined on the basis of the overall level of the student's work and the exam's results. By 1989–90, majors were required to take a senior seminar, referred to as "the senior exercise," with honors awarded partly "on the quality of the senior exercise." By 1997–98, the senior exercise consisted of "an oral examination . . . based on a list of books," with a senior thesis optional. Honors in 1997-98 were based on overall grade point average and the quality of the senior exercise. In all years, honors at Pomona seem to have been overall honors rather than departmental honors.

Between 1964–65 and 1989–90, the total number of course offerings grew by 53%, but foundational courses grew even faster, by 79%. By contrast, between 1989–90 and 1997–98, a slight increase in the number of foundational courses was outstripped by total course growth, reducing the foundational courses' share of the curriculum from 56% to 49%. These changes left Pomona tied for second place (with Washington and Lee) with respect to the relative prevalence of foundational courses.

## **Smith College**

The Smith College English major is a serious, demanding program that still requires a survey, two classic authors courses, and four subject matter distribution requirements. While the number of foundational offerings has been declining, the trend is more gradual than in most comparable departments. The course descriptions of the Smith College major are relatively low in postmodern terminology.

Smith did not require an overall survey of English literature in 1963–64, but by 1989–90 it required either a two-semester survey of English literature or a two-semester survey of selected European masterpieces. By 1997–98, all students were required to take the two-semester survey of English literature. In addition, there was a cluster requirement compelling students to take at least two of three courses covering Chaucer, Shakespeare, and Milton. Between 1989–90 and 1997–1998, Smith also increased its distribution requirements from two subject matter categories to four.

In 1963–64, students majoring in English at Smith were required to pass a general examination, and honors candidates also had to present a lengthy paper. By 1989–90, the examination requirement for all students had been dropped. Honors candidates, however, were still required to complete a thesis.

Between 1963–64 and 1989–90 the total number of English courses at Smith remained unchanged, while the number of foundational courses declined, reducing their share of the entire major from 64% to 47%. Between 1989–90 and 1997–98, the number of foundational courses continued to drop, though the total number of courses increased by eight, further reducing their share to 40%. However, foundational courses still comprised a slightly higher percentage of all English courses at Smith than at the majority of the other departments we surveyed. As of 1999–2000, the number of courses required for the major had been reduced from twelve to eleven.

## **Swarthmore College**

Perhaps it is fortunate that so little is required by the Swarthmore English department. The faculty's vision of an English major—reflected in a variety of eccentric courses—is far different from that of their predecessors of 1964. Indeed, no English department ranked as high as Swarthmore with respect to the postmodern terminology of its course descriptions.

There were no required courses or clusters at Swarthmore in any of the years we surveyed, though by 1989–90 two subject matter distribution requirements had been introduced. In 1997–98, Swarthmore did, however, insist that students take an “introductory course” from a specially designated group of fourteen bearing titles like *Technology and the Text*, *Science and the Literary Imagination*, *Cultural Practices and Social Texts*, *Rites of Passage*, *Portraits of the Artist*, *The Ironic Spirit*, and *Literature and the Grotesque*. The study of Shakespeare, on the other hand, was an elective in 1997–98 as it had been in 1964 (though then it was recommended during the senior year). By contrast, in 1989–90 it was required, making Swarthmore unique in having instituted a Shakespeare requirement *after* 1964–65, only to drop it later. Like Amherst, it offered a large number of courses devoted to film.

In 1964–65, students majoring in English at Swarthmore were required to pass a comprehensive examination and honors candidates were required to take four seminars in the department, one of which had to be on Chaucer, Shakespeare, or Milton. In 1989–90, a comprehensive examination was required for all students, and honors candidates had to prepare “three or four papers in the

Department.” By 1997–98, the comprehensive examination requirement had been dropped for all students, but they were still required to write a senior essay. Honors candidates in 1997–98 were required to propose a program of four fields on which they would be examined.

Between 1964–65 and 1989–90, Swarthmore increased its roster of foundational courses by five, but these were far exceeded by forty-five other new titles. With the total number of courses having increased 122% during that quarter century, the percentage of foundational offerings fell, accordingly, from 71% to 37%. The more telling period of change, however, was between 1989–90 and 1997–98, when 26% of the foundational courses were excised from the curriculum, reducing them to only 22% of the total. Electives grew faster at Swarthmore than at any other institution, crowding the department in 1997 with one hundred and twelve listed courses—thirty-nine more than the average. In 1964–65, Swarthmore ranked second with respect to its percentage of foundational offerings, but by 1997–98 it was tied with Amherst for twenty-second place. (Only Wesleyan and Trinity had smaller percentages.) The school’s second-place standing in 1997 reflected the number of its courses on film and nonliterary media—fifteen in all (13% of its total course listing).

### **Trinity College**

The English major at Trinity is much like Swarthmore’s—expansive, fragmented, and critically fashionable. But it has fallen further, and now offers the lowest percentage of foundational courses of any of the programs we surveyed. Based on its other characteristics, Trinity ranked somewhat lower with respect to the postmodern terminology of its course descriptions than might have been anticipated. Nonetheless, the prevalence of politically correct “terms-of-art” increased significantly between 1989 and 1997. Reading through its course descriptions, one finds Toni Morrison cited only one time less than Shakespeare—ten versus eleven. Although Trinity had only two courses wholly devoted to film, it had more courses dealing with nonliterary media in general than any other department—sixteen (or 16% of its total course listings).

Back in 1964–65, Trinity was fairly straightforward and traditional, requiring a two-semester survey of British literature plus a two-semester seminar-tutorial. By 1989–90, the overall survey requirement had been abandoned and replaced with a required *Critical Reading* and a required *Critical Theory* course. Given the turn the requirements had taken, perhaps it is good that they had been eliminated by 1997 (though distribution requirements remain largely in place). Like some other departments, Trinity has apparently been using distribution categories to compensate somewhat for the elimination of its specified requirements. Having had six subject matter distribution requirements in 1964–65, it had three subject matter and four stratification ones by 1989–90. By 1997–98, these had dropped to two subject matter and three stratification requirements.

The study of Shakespeare has been an elective at Trinity throughout the period we reviewed. On the other hand, Trinity has a large number of specialty courses about women, like *Black Women Writers*, *Painted Words and Painted Women in Renaissance Literature*, *Feminist Literary*

*Criticism, The Women's Renaissance, Women Writers of the Middle Ages, Representation of the Female Body and Voice in Literature, Film and Culture, and Sacred Female Body.*

The two-semester seminar/tutorial involving “reading and writing,” required of all students in 1964–65, might be regarded as the equivalent of a thesis requirement. By 1989–90, students had to complete an “English Major Project,” which allowed them to choose “a Senior Seminar, a thesis, or, with the permission of the Chairwoman, a graduate course.” In 1964–65, and still in 1997–98, honors in the major were awarded based on the entirety of a student’s work.

Between 1964–65 and 1989–90, the number of Trinity’s foundational courses declined by more than a quarter, while its overall course list grew by 38%, driving the foundational courses down from 68% to 36% of all courses offered. Between 1989–90 and 1997–98, Trinity cut foundational course offerings another 38% while increasing the overall course list by 40%, reducing foundational courses to 16% of the total course population. In 1964–65, Trinity tied for third place with Bryn Mawr with respect to percentage of foundational offerings. By 1997–98, it had plummeted to last place—an astonishing decline for a once quite traditional program.

### **Vassar College**

The English major at Vassar is a relatively unstructured program with a fair amount of foundational content. Unlike most institutions, much of the foundational content was added as part of a general expansion of offerings after 1964. Vassar still ranks relatively low with respect to the amount of postmodern terminology in its course descriptions. It is also one of eight departments in our sample without a course on film.

Vassar did not require an overall survey of English literature in any of the years we surveyed. In 1964–65, it did expect students to choose one course from a two-course cluster on the development of the English language or American English. In 1989–90, however, three courses were specifically required: all upper division, but none a survey. By 1997–98, only one senior tutorial was required. Between 1964–65 and 1989–90, Vassar increased its distribution requirements from one subject matter to five subject matter categories, plus one defined by stratification. The study of Shakespeare remained an elective at Vassar in all the years reviewed.

In 1964–65, all seniors at Vassar were required “to pass a written comprehensive examination in the major subject,” while honors candidates were required to pass an honors examination “in addition to or in place of the regular comprehensive examination.” By 1989–90, both requirements had been dropped. As of 1997–98, they had not been reinstated.

Between 1964–65 and 1989–90 Vassar’s overall course offerings increased substantially. Foundational courses also increased, their proportional representation declining only slightly from 40% to 38%. Between 1989–90 and 1997–98, although Vassar’s overall course offerings declined slightly (by 6%), its foundational offerings held steady, returning them to 40% of the curriculum. In 1964–65, though it was very close to average in terms of absolute number of foundational courses, Vassar ranked last with respect to percentage of foundational course

offerings. By 1997–98, Vassar ranked just above the middle of institutions surveyed. As of 1999–2000, the number of courses required for the major had increased from eleven to twelve.

### **Washington and Lee University**

Though only moderately structured, Washington and Lee’s English major has an unusually large—though declining—number of foundational courses. While there was no single mandated survey, students majoring in English were required to choose two courses from a set of six, each covering a broad swatch of British or American literature. The Washington and Lee major also stood at the bottom with respect to the amount of postmodern terminology in its course descriptions. There were no courses on film.

In 1964–65, Washington and Lee required a two-semester survey, *Major British Writers*, plus four other courses, two of which were in English history. By 1989–90, the survey requirement had been dropped, and no courses or clusters were required. However, by 1997–98, requirements had been partially restored, and students had to take two courses from a group of six surveys covering British and American literature. Also, between 1989 and 1997, three subject matter distributions were added to the existing stratification requirement, ensuring an acquaintance with a range of British and American literature. Washington and Lee was among the 32% of schools that required Shakespeare in 1964–65, but as of 1989–90 Shakespeare became an elective.

In 1964–65, all students were required to pass a comprehensive examination. In 1989–90, students were given a choice between a “comprehensive examination or its [unspecified] alternative.” As of 1997–98, the requirement was the “successful completion of the senior examination.” In 1964–65, “[e]ach candidate for Honors [was] required to prepare a thesis.” In 1989–90 and 1997–98, honors candidates were instructed to “see department head for details.”

Between 1964–65 and 1989–90, Washington and Lee’s foundational courses kept nearly perfect pace with the increase in the total body of its offerings. From 1989–90 to 1997–98, although foundational offerings held steady (at twenty-nine), their representation declined from 60% to 49%, since the number of specialized courses continued to increase. Whereas in 1964–65 Washington and Lee ranked twelfth with respect to percentage of foundational course offerings, in 1997–98 it tied for second place.

### **Wellesley College**

The Wellesley English major has two very attractive features, a required *Critical Interpretation* course described as close reading of poetry (rather than an encounter with “literary theory”), plus a Shakespeare requirement. On the other hand, ten years ago, the Wellesley major ranked third in the proportion of foundational courses it contained. While it still ranks in the upper middle of our sample in this respect, the major has undergone a significant shift toward specialized

offerings since 1989. It has also been moving higher in the ranks with respect to the postmodern terminology of its course descriptions and has been increasing the number of its film courses.

Thirty-five years ago, Wellesley required a two-semester general survey of English literature, *Literature in Three Ages: Renaissance, Neo-Classic, and Romantic*, along with a two-semester sequence in composition. The general survey disappeared by 1989, and the two required semesters of Shakespeare had been reduced to one. However, the retention of any Shakespeare into 1997—as well as its serious close reading requirement—still makes the Wellesley program exceptional.

In 1963–64, a student at Wellesley was required to “pass the general examination in her major department,” and honors candidates had “special examinations for honors in the major subject.” In 1989–90 and in 1997–98, there was no comprehensive examination requirement for students majoring in English, and honors candidates were offered a choice of three programs, requiring either (1) “a thesis or a project in creative writing . . . , (2) a written examination . . . , or (3) a dossier of essays written for several courses . . . .”

Between 1989–90 and 1997–98, Wellesley’s overall course offerings increased by 13%, while its foundational ones suffered an 11% cut. The percentage of foundational courses in the curriculum thus fell from 57% to 45%. By contrast, the number of courses on film and nonliterary media jumped from one (2%) to four (8%).

## **Wesleyan University**

While the Wesleyan English major’s extensive offerings included a substantial number of serious courses, the proportion of foundational courses was the second lowest among the departments we surveyed. The one required course, *The Study of Literature*, was too undefined in nature to count as a genuine survey. Otherwise, the major featured titles like *Feminist Theory*; *Queer Theory*; *Space, Place and Literature*; *History of Sex*; and *Reading Television*. Wesleyan ranked second highest (after Swarthmore) in the postmodern terminology of its course descriptions and offered eight courses (8% of the total) in film and non-literary media.

Thirty-five years ago, when it was rather straightforward and traditional, the Wesleyan major required a two-semester course called *An Historical Survey of Literature* described as “[a] study of English authors from the fourteenth to the twentieth century,” plus a two-semester senior tutorial. By 1988–89, the survey had been replaced by *The Study of Literature*, whose first semester honed “the skills of close reading, focusing on lyric and drama,” and whose second “focus[ed] on the analysis of the relationships between literature (largely novels) and the contexts that shape its interpretation (history, social structure, critical scholarship, etc.).” By 1997–98, *The Study of Literature* had been reduced to a vaguely described one-semester requirement.

Between 1963 and 1989 Wesleyan increased distribution requirements by adding a stratification category to its two subject matter categories. By 1997–98, it required one stratification and three

subject matter distributions. The study of Shakespeare has been an elective at Wesleyan at least since 1964.

In 1963–64, each senior major at Wesleyan was required to “write a thesis under tutorial direction,” and honors candidates were included in the tutorial program. In 1988–89 and in 1997–98, there was no comprehensive examination requirement for all students, and honors candidates were required to write an honors thesis.

Between 1963 and 1989 Wesleyan increased its overall course offerings by a resounding 191%, while increasing its foundational courses by a mere 19%. As a result, the presence of foundational courses shrank from 60% to 25% of all courses offered. From 1988–89 to 1997–98, Wesleyan held the number of its course offerings constant, while cutting foundational course offerings, leaving them at 18% of the total. In 1963–64, Wesleyan ranked precisely in the middle with respect to foundational offerings. By 1997–98, in a decline as dramatic as those at Swarthmore and Trinity, it had slipped to next to last place.

Wesleyan, even more than most contemporary English majors, seemed to feature courses that might be better housed in a sociology department, like *Rebel Without a Cause/Sweet Little Sixteen: The Social Construction of the Teenager in American Culture, 1948–64*; *The Newest Minority: The Emergence of Lesbian-Gay Community and Culture, 1895–1969*; and *The Child, the Postcolonial, and the Problem of Authority*.

## **Williams College**

The Williams English major ranks in the middle range with respect to both structure and percentage of foundational courses. With regard to the postmodern terminology of its course descriptions, it stands almost at mid-point.

In 1964–65, Williams required a four-semester survey called *English Literature of the Sixteenth and Seventeenth Centuries* (two semesters) and *English Literature of the Eighteenth and Nineteenth Centuries* (two semesters). As of 1989–90, for incoming freshmen (specifically, for the class of 1991 and later classes), this survey was replaced with distribution requirements. In 1964–65, Williams required one subject matter distribution, but by 1989–90, for the class of 1991 and later classes, it had increased these to four. All were maintained in 1997–98. In 1964–65, Williams required eight courses by name—more than any other school surveyed. By 1989–90, for the class of 1991 and later classes, it required only one, a course called *Techniques of Reading*, which it continued to require in 1997–98. Williams required a course covering Chaucer, Shakespeare, and Milton in 1964–65, but by 1989–90 had made the reading of Shakespeare an elective, as it remained in 1997–98.

In 1964–65, all students were required to take “a comprehensive examination on the major,” and honors candidates were required to write a thesis or pass “a special honors examination” as well. By 1989–90, the general examination requirement for students majoring in English had been dropped. Honors candidates in 1989–90 were offered “both thesis and specialization routes

toward departmental honors.” By 1997–98, honors candidates were offered “three different routes toward honors: a creative writing thesis, a critical thesis, and a critical specialization.”

Between 1964–65 and 1989–90, Williams increased its overall course offerings by 16% while cutting its foundational ones by 26%. As a result, foundational courses plunged from 54% to 34% of the English curriculum. Between 1989–90 and 1997–98, Williams’s course offerings remained nearly flat, with one foundational course being added alongside one non-foundational one. As a result, the percentage of foundational courses remained almost unchanged at 35%. In 1964–65, Williams ranked in the fourth quintile of schools with respect to foundational course offerings; in 1997–98 it ranked in the third quintile. In 1997–98, there were five film and non-literary media courses comprising 8% of the total listing. As of 1999–2000, *Techniques of Reading* was no longer required.

# Appendices

## All Authors Searched

Authors	64-65#	64-65%	89-90#	89-90%	97-98#	97-98%
---------	--------	--------	--------	--------	--------	--------

Note: For each year two columns are listed. The first column gives the number of citations for the author, the second the author's percentage of total citations by all schools for that year.

Achebe	0	0.000%	13	0.252%	10	0.175%
Adams	2	0.101%	9	0.174%	5	0.087%
Addison	11	0.554%	3	0.058%	5	0.087%
Agee	0	0.000%	2	0.039%	1	0.017%
Aiken	0	0.000%	0	0.000%	0	0.000%
Albee	1	0.050%	9	0.174%	7	0.122%
Alcott	0	0.000%	3	0.058%	5	0.087%
Amis	0	0.000%	3	0.058%	3	0.052%
Ammons	0	0.000%	2	0.039%	1	0.017%
Anderson	2	0.101%	18	0.349%	14	0.245%
Angelou	0	0.000%	3	0.058%	4	0.070%
Arbutnot	1	0.050%	0	0.000%	0	0.000%
Arnold	27	1.360%	27	0.523%	27	0.472%
Ashberry	0	0.000%	0	0.000%	0	0.000%
Atwood	0	0.000%	10	0.194%	10	0.175%
Auden	15	0.755%	14	0.271%	19	0.332%
Austen	10	0.504%	59	1.143%	78	1.363%
Bacon	12	0.604%	5	0.097%	4	0.070%
Baldwin	0	0.000%	14	0.271%	22	0.384%
Baraka	0	0.000%	10	0.194%	13	0.227%
Barlow	0	0.000%	0	0.000%	1	0.017%
Barrie	1	0.050%	1	0.019%	1	0.017%
Barth	0	0.000%	3	0.058%	2	0.035%
Barthelme	0	0.000%	2	0.039%	5	0.087%
Beaumont	4	0.201%	5	0.097%	3	0.052%
Beckett	2	0.101%	32	0.620%	19	0.332%
Behn	0	0.000%	5	0.097%	22	0.384%
Bellow	3	0.151%	16	0.310%	12	0.210%
Bellows	0	0.000%	0	0.000%	0	0.000%
Berryman	0	0.000%	5	0.097%	5	0.087%
Bierce	0	0.000%	0	0.000%	0	0.000%
Bishop	0	0.000%	15	0.291%	23	0.402%
Blake	20	1.007%	39	0.756%	38	0.664%
Bolingbroke	1	0.050%	0	0.000%	0	0.000%
Boswell	10	0.504%	10	0.194%	12	0.210%
Bourne	0	0.000%	0	0.000%	0	0.000%
Bradstreet	0	0.000%	9	0.174%	8	0.140%
Bronte, Anne	0	0.000%	1	0.019%	0	0.000%
Bronte, Charlotte	0	0.000%	3	0.058%	2	0.035%
Bronte, Emily	1	0.050%	6	0.116%	3	0.052%

## All Authors Searched

Authors	64-65#	64-65%	89-90#	89-90%	97-98#	97-98%
Brooke	0	0.000%	0	0.000%	1	0.017%
Brooks	4	0.201%	15	0.291%	21	0.367%
Browne	8	0.403%	6	0.116%	3	0.052%
Browning, Elizabeth B.	0	0.000%	3	0.058%	14	0.245%
Browning, Robert	16	0.806%	18	0.349%	16	0.280%
Bunyan	5	0.252%	8	0.155%	7	0.122%
Burke	4	0.201%	10	0.194%	15	0.262%
Burney	0	0.000%	9	0.174%	13	0.227%
Burns, Robert	6	0.302%	4	0.078%	1	0.017%
Burroughs	0	0.000%	7	0.136%	8	0.140%
Burton	2	0.101%	3	0.058%	2	0.035%
Butler	5	0.252%	7	0.136%	7	0.122%
Byrd	1	0.050%	0	0.000%	0	0.000%
Byron	20	1.007%	27	0.523%	23	0.402%
Cable	0	0.000%	0	0.000%	0	0.000%
Cahan	0	0.000%	2	0.039%	4	0.070%
Caldwell	0	0.000%	1	0.019%	0	0.000%
Campion	0	0.000%	0	0.000%	1	0.017%
Carew	1	0.050%	0	0.000%	0	0.000%
Carlyle	16	0.806%	11	0.213%	10	0.175%
Carroll	2	0.101%	2	0.039%	6	0.105%
Cather	1	0.050%	19	0.368%	19	0.332%
Cavendish	0	0.000%	0	0.000%	1	0.017%
Caxton	0	0.000%	1	0.019%	0	0.000%
Chaucer	59	2.971%	80	1.550%	93	1.625%
Cheever	0	0.000%	1	0.019%	4	0.070%
Chestnutt	0	0.000%	1	0.019%	4	0.070%
Chopin	0	0.000%	11	0.213%	16	0.280%
Cisneros	0	0.000%	0	0.000%	6	0.105%
Clare	0	0.000%	2	0.039%	2	0.035%
Clarendon	1	0.050%	1	0.019%	1	0.017%
Clemens	1	0.050%	1	0.019%	0	0.000%
Clough	2	0.101%	1	0.019%	1	0.017%
Coleridge	18	0.906%	35	0.678%	30	0.524%
Collins	2	0.101%	7	0.136%	12	0.210%
Congreve	6	0.302%	9	0.174%	7	0.122%
Cooper	2	0.101%	13	0.252%	16	0.280%
Corbet	0	0.000%	0	0.000%	0	0.000%
Cowley	1	0.050%	0	0.000%	0	0.000%
Cowper	3	0.151%	0	0.000%	1	0.017%
Cozzens	1	0.050%	0	0.000%	0	0.000%
Crabbe	0	0.000%	0	0.000%	0	0.000%

## All Authors Searched

Authors	64-65#	64-65%	89-90#	89-90%	97-98#	97-98%
Crane, Hart	1	0.050%	3	0.058%	3	0.052%
Crane, Stephen	1	0.050%	5	0.097%	3	0.052%
Crashaw	1	0.050%	2	0.039%	3	0.052%
Cullen	0	0.000%	4	0.078%	5	0.087%
Cummings	5	0.252%	3	0.058%	1	0.017%
Daniel, Samuel	0	0.000%	2	0.039%	7	0.122%
Darley	0	0.000%	0	0.000%	0	0.000%
Davie	1	0.050%	0	0.000%	0	0.000%
Davis, Richard Harding	0	0.000%	2	0.039%	1	0.017%
De Forest	0	0.000%	0	0.000%	0	0.000%
De Quincy	0	0.000%	0	0.000%	0	0.000%
Defoe	14	0.705%	26	0.504%	27	0.472%
Dekker	3	0.151%	2	0.039%	5	0.087%
Delillo	0	0.000%	0	0.000%	2	0.035%
Dickens	16	0.806%	39	0.756%	44	0.769%
Dickinson	11	0.554%	40	0.775%	43	0.751%
Didion	0	0.000%	5	0.097%	6	0.105%
Didion	0	0.000%	5	0.097%	6	0.105%
Dillard	0	0.000%	7	0.136%	5	0.087%
Disraeli	1	0.050%	1	0.019%	0	0.000%
Doctorow	0	0.000%	1	0.019%	2	0.035%
Donne	26	1.309%	36	0.698%	38	0.664%
Dos Passos	3	0.151%	4	0.078%	6	0.105%
Douglass	0	0.000%	13	0.252%	22	0.384%
Dowson	0	0.000%	0	0.000%	0	0.000%
Doyle	4	0.201%	6	0.116%	7	0.122%
Drayton	0	0.000%	1	0.019%	0	0.000%
Dreiser	10	0.504%	16	0.310%	17	0.297%
Dryden	34	1.712%	32	0.620%	23	0.402%
Du Bois	0	0.000%	1	0.019%	4	0.070%
Dunbar	1	0.050%	6	0.116%	2	0.035%
Dyer	0	0.000%	0	0.000%	0	0.000%
Eberhart	0	0.000%	0	0.000%	0	0.000%
Edwards	3	0.151%	10	0.194%	6	0.105%
Eliot, George	7	0.352%	32	0.620%	38	0.664%
Eliot, T. S.	29	1.460%	51	0.988%	52	0.908%
Ellison	0	0.000%	26	0.504%	25	0.437%
Emerson	18	0.906%	35	0.678%	30	0.524%
Etherege	2	0.101%	2	0.039%	4	0.070%
Farquhar	1	0.050%	0	0.000%	0	0.000%
Farrell	0	0.000%	0	0.000%	0	0.000%
Faulkner	16	0.806%	55	1.066%	63	1.101%

## All Authors Searched

Authors	64-65#	64-65%	89-90#	89-90%	97-98#	97-98%
Ferlinghetti	0	0.000%	0	0.000%	0	0.000%
Fielding	16	0.806%	28	0.543%	29	0.507%
Fitzgerald, Edward	0	0.000%	0	0.000%	0	0.000%
Fitzgerald, F. Scott	8	0.403%	26	0.504%	25	0.437%
Fletcher	4	0.201%	5	0.097%	3	0.052%
Ford	7	0.352%	17	0.329%	21	0.367%
Forster	6	0.302%	25	0.484%	29	0.507%
Franklin	2	0.101%	13	0.252%	9	0.157%
Frederick	0	0.000%	9	0.174%	8	0.140%
Freneau	0	0.000%	2	0.039%	2	0.035%
Frost	13	0.655%	29	0.562%	31	0.542%
Galsworthy	1	0.050%	0	0.000%	1	0.017%
Gardner	0	0.000%	2	0.039%	3	0.052%
Garland	0	0.000%	0	0.000%	0	0.000%
Gascoigne	1	0.050%	1	0.019%	1	0.017%
Gelber	0	0.000%	0	0.000%	0	0.000%
Gibbon	3	0.151%	4	0.078%	3	0.052%
Gibson	5	0.252%	2	0.039%	5	0.087%
Gilbert	1	0.050%	5	0.097%	0	0.000%
Ginsberg	1	0.050%	4	0.078%	3	0.052%
Gissing	0	0.000%	3	0.058%	8	0.140%
Glasgow	0	0.000%	2	0.039%	0	0.000%
Golding	1	0.050%	1	0.019%	0	0.000%
Goldsmith	7	0.352%	10	0.194%	9	0.157%
Googe	1	0.050%	0	0.000%	0	0.000%
Gordimer	0	0.000%	4	0.078%	9	0.157%
Gordon	1	0.050%	2	0.039%	6	0.105%
Graves	0	0.000%	3	0.058%	4	0.070%
Gray	5	0.252%	6	0.116%	7	0.122%
Greene	8	0.403%	10	0.194%	8	0.140%
Greville	1	0.050%	1	0.019%	1	0.017%
Gunn	0	0.000%	2	0.039%	2	0.035%
H.D.	0	0.000%	4	0.078%	9	0.157%
Hall, Joseph	0	0.000%	0	0.000%	0	0.000%
Hall, Radclyffe	0	0.000%	1	0.019%	3	0.052%
Hansberry	0	0.000%	6	0.116%	7	0.122%
Hardy	24	1.208%	51	0.988%	43	0.751%
Hausman	0	0.000%	0	0.000%	0	0.000%
Hawthorne	23	1.158%	34	0.659%	39	0.681%
Heaney	0	0.000%	12	0.233%	15	0.262%
Hecht	0	0.000%	1	0.019%	1	0.017%
Heller	0	0.000%	3	0.058%	1	0.017%

## All Authors Searched

Authors	64-65#	64-65%	89-90#	89-90%	97-98#	97-98%
Hemingway	8	0.403%	43	0.833%	38	0.664%
Herbert	4	0.201%	15	0.291%	23	0.402%
Herrick	4	0.201%	5	0.097%	7	0.122%
Heywood	2	0.101%	0	0.000%	1	0.017%
Hobbes	2	0.101%	2	0.039%	0	0.000%
Hoby	0	0.000%	0	0.000%	0	0.000%
Hooker	1	0.050%	0	0.000%	0	0.000%
hooks	0	0.000%	0	0.000%	3	0.052%
Hopkins	14	0.705%	11	0.213%	15	0.262%
Housman	2	0.101%	2	0.039%	2	0.035%
Howells	6	0.302%	10	0.194%	7	0.122%
Hughes, Langston	0	0.000%	5	0.097%	15	0.262%
Hughes, Ted	0	0.000%	4	0.078%	1	0.017%
Hunt, Leigh	2	0.101%	0	0.000%	1	0.017%
Hurston	0	0.000%	29	0.562%	38	0.664%
Huxley	8	0.403%	11	0.213%	5	0.087%
Inge	1	0.050%	1	0.019%	1	0.017%
Irving	2	0.101%	8	0.155%	6	0.105%
Isherwood	2	0.101%	1	0.019%	2	0.035%
Jacobs, Harriet	0	0.000%	1	0.019%	6	0.105%
James, Henry	18	0.906%	55	1.066%	67	1.171%
Jarrell	1	0.050%	2	0.039%	3	0.052%
Jeffers	2	0.101%	1	0.019%	3	0.052%
Jefferson	1	0.050%	5	0.097%	6	0.105%
Jennings	0	0.000%	0	0.000%	1	0.017%
Jewett	0	0.000%	3	0.058%	4	0.070%
Johnson, James Weldon	0	0.000%	3	0.058%	2	0.035%
Johnson, Samuel	28	1.410%	38	0.736%	38	0.664%
Jonson	26	1.309%	33	0.639%	34	0.594%
Joyce	15	0.755%	50	0.969%	52	0.908%
Keats	23	1.158%	36	0.698%	33	0.577%
Kerouac	0	0.000%	2	0.039%	4	0.070%
Kidder	0	0.000%	0	0.000%	1	0.017%
King, Henry	0	0.000%	0	0.000%	0	0.000%
Kingston	0	0.000%	11	0.213%	24	0.419%
Kinnell	0	0.000%	0	0.000%	0	0.000%
Kipling	1	0.050%	3	0.058%	12	0.210%
Knight	3	0.151%	9	0.174%	9	0.157%
Kyd	3	0.151%	6	0.116%	9	0.157%
Lamb	2	0.101%	7	0.136%	4	0.070%
Landor	0	0.000%	1	0.019%	0	0.000%
Langland	1	0.050%	4	0.078%	5	0.087%

## All Authors Searched

Authors	64-65#	64-65%	89-90#	89-90%	97-98#	97-98%
Lardner	0	0.000%	0	0.000%	0	0.000%
Larkin	1	0.050%	5	0.097%	10	0.175%
Lawrence	15	0.755%	41	0.794%	28	0.489%
Lear	3	0.151%	11	0.213%	16	0.280%
LeGuin	0	0.000%	3	0.058%	4	0.070%
Lessing	0	0.000%	10	0.194%	11	0.192%
Lewis, C.S.	0	0.000%	1	0.019%	0	0.000%
Lewis, Day	1	0.050%	0	0.000%	0	0.000%
Locke	1	0.050%	3	0.058%	6	0.105%
Longfellow	0	0.000%	0	0.000%	1	0.017%
Lorde	0	0.000%	5	0.097%	12	0.210%
Lovelace	0	0.000%	1	0.019%	1	0.017%
Lowell, Amy	0	0.000%	0	0.000%	0	0.000%
Lowell, James Russell	0	0.000%	0	0.000%	0	0.000%
Lowell, Robert	2	0.101%	17	0.329%	24	0.419%
Lyly	1	0.050%	0	0.000%	0	0.000%
MacLeish	0	0.000%	1	0.019%	2	0.035%
MacNeice	1	0.050%	4	0.078%	0	0.000%
Mailer	1	0.050%	12	0.233%	7	0.122%
Malamud	0	0.000%	4	0.078%	3	0.052%
Malory	6	0.302%	19	0.368%	11	0.192%
Marlowe	16	0.806%	19	0.368%	24	0.419%
Marquand	0	0.000%	0	0.000%	0	0.000%
Marvel	1	0.050%	1	0.019%	1	0.017%
Marvell	4	0.201%	21	0.407%	20	0.349%
Massinger	1	0.050%	3	0.058%	1	0.017%
McCarthy	1	0.050%	3	0.058%	3	0.052%
McCullers	0	0.000%	4	0.078%	3	0.052%
Melville	24	1.208%	46	0.891%	45	0.786%
Mencken	1	0.050%	0	0.000%	0	0.000%
Meredith	6	0.302%	7	0.136%	2	0.035%
Mill	11	0.554%	12	0.233%	19	0.332%
Millay	0	0.000%	0	0.000%	4	0.070%
Miller, Arthur	1	0.050%	11	0.213%	8	0.140%
Milne	0	0.000%	0	0.000%	1	0.017%
Milton	65	3.273%	73	1.414%	74	1.293%
Momaday	0	0.000%	4	0.078%	5	0.087%
Moody	0	0.000%	0	0.000%	0	0.000%
Moore	2	0.101%	25	0.484%	20	0.349%
Morris	3	0.151%	8	0.155%	5	0.087%
Morrison	0	0.000%	34	0.659%	70	1.223%
Muir	0	0.000%	1	0.019%	6	0.105%

## All Authors Searched

Authors	64-65#	64-65%	89-90#	89-90%	97-98#	97-98%
Murdoch	0	0.000%	3	0.058%	2	0.035%
Nabokov	0	0.000%	23	0.446%	19	0.332%
Naipaul	0	0.000%	5	0.097%	9	0.157%
Nashe	3	0.151%	3	0.058%	2	0.035%
Nemerov	0	0.000%	0	0.000%	0	0.000%
Newman	7	0.352%	5	0.097%	7	0.122%
Niebuhr	0	0.000%	0	0.000%	0	0.000%
Norris	3	0.151%	6	0.116%	6	0.105%
O'Connor	0	0.000%	0	0.000%	0	0.000%
O'Hara	0	0.000%	0	0.000%	0	0.000%
O'Neill	0	0.000%	0	0.000%	0	0.000%
Oates	0	0.000%	2	0.039%	3	0.052%
Odets	0	0.000%	4	0.078%	3	0.052%
Orwell	4	0.201%	10	0.194%	6	0.105%
Otway	2	0.101%	1	0.019%	1	0.017%
Overbury	0	0.000%	0	0.000%	0	0.000%
Owen	0	0.000%	4	0.078%	4	0.070%
Ozick	0	0.000%	2	0.039%	2	0.035%
Paine	1	0.050%	1	0.019%	3	0.052%
Paley	0	0.000%	5	0.097%	3	0.052%
Parker, Dorothy	0	0.000%	0	0.000%	0	0.000%
Parkman	1	0.050%	0	0.000%	0	0.000%
Peacock	0	0.000%	1	0.019%	0	0.000%
Peele	1	0.050%	0	0.000%	0	0.000%
Pepys	2	0.101%	1	0.019%	0	0.000%
Pinter	1	0.050%	21	0.407%	11	0.192%
Plath	0	0.000%	15	0.291%	21	0.367%
Poe	19	0.957%	27	0.523%	29	0.507%
Pope	32	1.611%	42	0.814%	36	0.629%
Porter	0	0.000%	5	0.097%	4	0.070%
Pound	10	0.504%	25	0.484%	20	0.349%
Prescott	5	0.252%	2	0.039%	6	0.105%
Prior	0	0.000%	17	0.329%	13	0.227%
Pynchon	0	0.000%	16	0.310%	17	0.297%
Quincey	1	0.050%	6	0.116%	3	0.052%
Raleigh	2	0.101%	3	0.058%	3	0.052%
Ransom	0	0.000%	5	0.097%	6	0.105%
Rattigan	0	0.000%	1	0.019%	1	0.017%
Red Cloud	0	0.000%	0	0.000%	0	0.000%
Rich, Adrienne	0	0.000%	11	0.213%	15	0.262%
Richardson	6	0.302%	20	0.388%	24	0.419%
Robinson	5	0.252%	9	0.174%	11	0.192%

## All Authors Searched

Authors	64-65#	64-65%	89-90#	89-90%	97-98#	97-98%
Rochester	2	0.101%	3	0.058%	4	0.070%
Roethke	3	0.151%	7	0.136%	3	0.052%
Rossetti, Christina	0	0.000%	4	0.078%	12	0.210%
Rossetti, Dante Gabriel	3	0.151%	4	0.078%	7	0.122%
Roth	0	0.000%	16	0.310%	16	0.280%
Rowlandson	0	0.000%	2	0.039%	4	0.070%
Rushdie	0	0.000%	7	0.136%	19	0.332%
Ruskin	8	0.403%	15	0.291%	9	0.157%
Salinger	2	0.101%	1	0.019%	4	0.070%
Sandburg	0	0.000%	0	0.000%	0	0.000%
Santayana	0	0.000%	0	0.000%	0	0.000%
Sassoon	0	0.000%	1	0.019%	2	0.035%
Scott	4	0.201%	14	0.271%	20	0.349%
Sexton	0	0.000%	6	0.116%	5	0.087%
Shadwell	1	0.050%	0	0.000%	0	0.000%
Shakespeare	93	4.683%	177	3.430%	188	3.284%
Shaw	14	0.705%	32	0.620%	21	0.367%
Shelley, Mary	0	0.000%	16	0.310%	25	0.437%
Shelley, Percy	19	0.957%	36	0.698%	25	0.437%
Sheridan	11	0.554%	6	0.116%	5	0.087%
Sidney	11	0.554%	27	0.523%	23	0.402%
Silkin	1	0.050%	0	0.000%	0	0.000%
Singer	0	0.000%	1	0.019%	2	0.035%
Skelton	2	0.101%	1	0.019%	0	0.000%
Smart	1	0.050%	1	0.019%	2	0.035%
Smollett	4	0.201%	7	0.136%	6	0.105%
Snow, C. P.	1	0.050%	0	0.000%	0	0.000%
Southey	0	0.000%	0	0.000%	0	0.000%
Southwell	0	0.000%	0	0.000%	0	0.000%
Spark	1	0.050%	2	0.039%	7	0.122%
Spender	1	0.050%	0	0.000%	0	0.000%
Spenser	24	1.208%	35	0.678%	32	0.559%
Steele	7	0.352%	2	0.039%	3	0.052%
Stein	1	0.050%	23	0.446%	18	0.314%
Steinbeck	1	0.050%	6	0.116%	5	0.087%
Sterne	9	0.453%	18	0.349%	21	0.367%
Stevens	12	0.604%	38	0.736%	35	0.611%
Stoker	0	0.000%	2	0.039%	8	0.140%
Stoppard	0	0.000%	15	0.291%	7	0.122%
Stowe	0	0.000%	15	0.291%	18	0.314%
Styron	0	0.000%	2	0.039%	0	0.000%
Suckling	0	0.000%	1	0.019%	0	0.000%

## All Authors Searched

Authors	64-65#	64-65%	89-90#	89-90%	97-98#	97-98%
Surrey	2	0.101%	5	0.097%	4	0.070%
Swift	27	1.360%	48	0.930%	36	0.629%
Swinburne	2	0.101%	5	0.097%	3	0.052%
Syngé	2	0.101%	12	0.233%	6	0.105%
Tan	0	0.000%	0	0.000%	5	0.087%
Tate	0	0.000%	1	0.019%	3	0.052%
Taylor	5	0.252%	13	0.252%	21	0.367%
Temple	1	0.050%	0	0.000%	0	0.000%
Tennyson	15	0.755%	20	0.388%	22	0.384%
Thackeray	7	0.352%	12	0.233%	8	0.140%
Thomas, Dylan	1	0.050%	3	0.058%	3	0.052%
Thompson, Francis	1	0.050%	2	0.039%	12	0.210%
Thomson	1	0.050%	6	0.116%	0	0.000%
Thoreau	12	0.604%	27	0.523%	24	0.419%
Tolkien	0	0.000%	1	0.019%	2	0.035%
Toomer	0	0.000%	7	0.136%	14	0.245%
Tourneur	2	0.101%	5	0.097%	4	0.070%
Trollope	2	0.101%	12	0.233%	6	0.105%
Truth, Sojourner	0	0.000%	0	0.000%	1	0.017%
Tutuola	0	0.000%	2	0.039%	1	0.017%
Twain	16	0.806%	39	0.756%	31	0.542%
Udall	1	0.050%	0	0.000%	0	0.000%
Updike	0	0.000%	4	0.078%	4	0.070%
Vanbrugh	1	0.050%	2	0.039%	1	0.017%
Vaughn	0	0.000%	0	0.000%	0	0.000%
Vidal	0	0.000%	1	0.019%	0	0.000%
Vonnegut	0	0.000%	1	0.019%	2	0.035%
Walker	0	0.000%	42	0.814%	28	0.489%
Waller	0	0.000%	7	0.136%	0	0.000%
Walton	1	0.050%	0	0.000%	2	0.035%
Warren	2	0.101%	7	0.136%	5	0.087%
Washington, Booker T.	0	0.000%	2	0.039%	2	0.035%
Waugh	1	0.050%	14	0.271%	13	0.227%
Webster	8	0.403%	17	0.329%	15	0.262%
Wells	1	0.050%	9	0.174%	12	0.210%
Welty	0	0.000%	14	0.271%	10	0.175%
Wharton	0	0.000%	23	0.446%	26	0.454%
Wheatley	0	0.000%	6	0.116%	7	0.122%
Whitman	24	1.208%	41	0.794%	43	0.751%
Wilbur	4	0.201%	1	0.019%	4	0.070%
Wilde	4	0.201%	25	0.484%	28	0.489%
Wilder	1	0.050%	6	0.116%	2	0.035%

## All Authors Searched

Authors	64-65#	64-65%	89-90#	89-90%	97-98#	97-98%
Williams, Tennessee	0	0.000%	3	0.058%	5	0.087%
Wister	0	0.000%	1	0.019%	1	0.017%
Wolfe	3	0.151%	4	0.078%	5	0.087%
Wollstonecraft	0	0.000%	4	0.078%	16	0.280%
Woolf	7	0.352%	58	1.124%	72	1.258%
Woolman	0	0.000%	3	0.058%	2	0.035%
Wordsworth	26	1.309%	52	1.008%	43	0.751%
Wright, Richard	0	0.000%	15	0.291%	9	0.157%
Wroth	0	0.000%	1	0.019%	6	0.105%
Wyatt	2	0.101%	9	0.174%	11	0.192%
Wycherley	3	0.151%	3	0.058%	5	0.087%
Wylie	0	0.000%	0	0.000%	0	0.000%
X, Malcolm	0	0.000%	5	0.097%	4	0.070%
Yeats	24	1.208%	66	1.279%	34	0.594%

## Comprehensive Examination or Thesis Required?

	1964–65	1989–90	1997–98
Amherst	Yes	Yes	Yes
Barnard	Yes	No	No
Bates	No	Yes	Yes
Bowdoin	Yes	No	No
Bryn Mawr	Yes	Yes	Yes
Carleton	Yes	Yes	Yes
Colby	Yes	No	No
Colgate	No	No	No
College of William and Mary	No	No	No
Davidson	No	No	No
Grinnell	Yes	No	No
Hamilton	Yes	No	No
Haverford	Yes	Yes	Yes
Middlebury	Yes	Yes	Yes
Mount Holyoke	Yes	No	No
Oberlin	No	No	No
Pomona	Yes	Yes	Yes
Smith	Yes	No	No
Swarthmore	Yes	Yes	Yes
Trinity	Yes	No	Yes
Vassar	Yes	No	No
Washington and Lee	Yes	Yes	Yes
Wellesley	Yes	No	No
Wesleyan	Yes	No	No
Williams	Yes	No	No
<b>TOTALS</b>	<b>20 Yes, 5 No</b>	<b>9 Yes, 16 No</b>	<b>10 Yes, 15 No</b>

## English Literature Survey Required?

	1964–65	1989–90	1997–98
Amherst	Yes	No	No
Barnard	No	No	No
Bates	Yes	Yes	No
Bowdoin	No	No	No
Bryn Mawr	Yes	Yes	No
Carleton	Yes	Yes	Yes
Colby	Yes	Yes	No
Colgate	Yes	Yes	No
College of William and Mary	Yes	No	No
Davidson	No	Yes	Yes
Grinnell	No	Yes	Yes
Hamilton	No	No	No
Haverford	No	No	No
Middlebury	No	No	No
Mount Holyoke	Yes	No	No
Oberlin	No	No	No
Pomona	No	Yes	No
Smith	No	No	Yes
Swarthmore	No	No	No
Trinity	Yes	No	No
Vassar	No	No	No
Washington and Lee	Yes	No	No
Wellesley	Yes	No	No
Wesleyan	Yes	No	No
Williams	Yes	No	No
<b>TOTALS</b>	<b>13 Yes, 12 No</b>	<b>8 Yes, 17 No</b>	<b>4 Yes, 21 No</b>

## Film and Film-related Courses

	1989-90 courses	1989-90 related	1989-90 total	1997-98 courses	1997-98 related	1997-98 total
Amherst	7	3	10	7	4	11
Barnard	0	2	2	1	0	1
Bates	0	1	1	0	0	0
Bowdoin	3	2	5	1	2	3
Bryn Mawr	0	1	1	0	0	0
Carleton	0	1	1	0	5	5
Colby	0	1	1	0	2	2
Colgate	0	1	1	0	0	0
Coll. of Wm. and Mary	0	0	0	0	0	0
Davidson	1	1	2	1	1	2
Grinnell	0	0	0	0	0	0
Hamilton	0	0	0	0	0	0
Haverford	0	0	0	0	2	2
Middlebury	1	1	2	2	2	4
Mount Holyoke	1	1	2	1	5	6
Oberlin	1	1	2	0	4	4
Pomona	1	2	3	1	3	4
Smith	1	1	2	1	2	3
Swarthmore	1	5	6	5	10	15
Trinity	1	0	1	2	14	16
Vassar	0	0	0	0	0	0
Washington and Lee	0	1	1	0	0	0
Wellesley	1	0	1	3	1	4
Wesleyan	1	3	4	3	5	8
Williams	1	4	5	2	3	5
TOTALS	21	32	53	30	65	95
% of total courses	1.3%	2.0%	3.3%	1.7%	3.6%	*5.2%

\* Discrepancy due to rounding

Total courses 1989-90: 1605

Total courses 1997-98: 1815

## Foundational Courses

Listed by 1997-98 rank

	1964-65	1989-90	1997-98	1964-1997 change
Colgate	19	45	47	+28
Pomona	19	34	35	+16
Middlebury	24	25	34	+10
College of William and Mary	26	31	32	+6
Smith	47	34	32	-15
Vassar	23	30	30	+7
Washington and Lee	23	29	29	+6
Bowdoin	20	29	28	+8
Carleton	21	31	28	+7
Colby	29	29	28	-1
Hamilton	13	26	28	+15
Swarthmore	29	34	25	-4
Bates	14	24	24	+10
Wellesley	26	27	24	-2
Davidson	19	22	22	+3
Mount Holyoke	27	29	22	-5
Barnard	29	32	21	-8
Bryn Mawr	27	41	21	-6
Williams	27	20	21	-6
Grinnell	26	20	20	-6
Amherst	19	21	19	0
Wesleyan	21	25	18	-3
Trinity	36	26	16	-20
Haverford	16	19	15	-1
Oberlin	26	26	14	-12
<b>TOTALS</b>	<b>606</b>	<b>709</b>	<b>633</b>	<b>+27</b>

**NOTE:** Foundational courses are defined as those covering a major period, movement, or genre; or about an author or authors; or pertaining to a single country. The bulk of readings should be in literature written 50 years or more before the catalog year. Foundational courses do not include composition or writing courses, courses in literary criticism, literary theory courses, or theme courses.

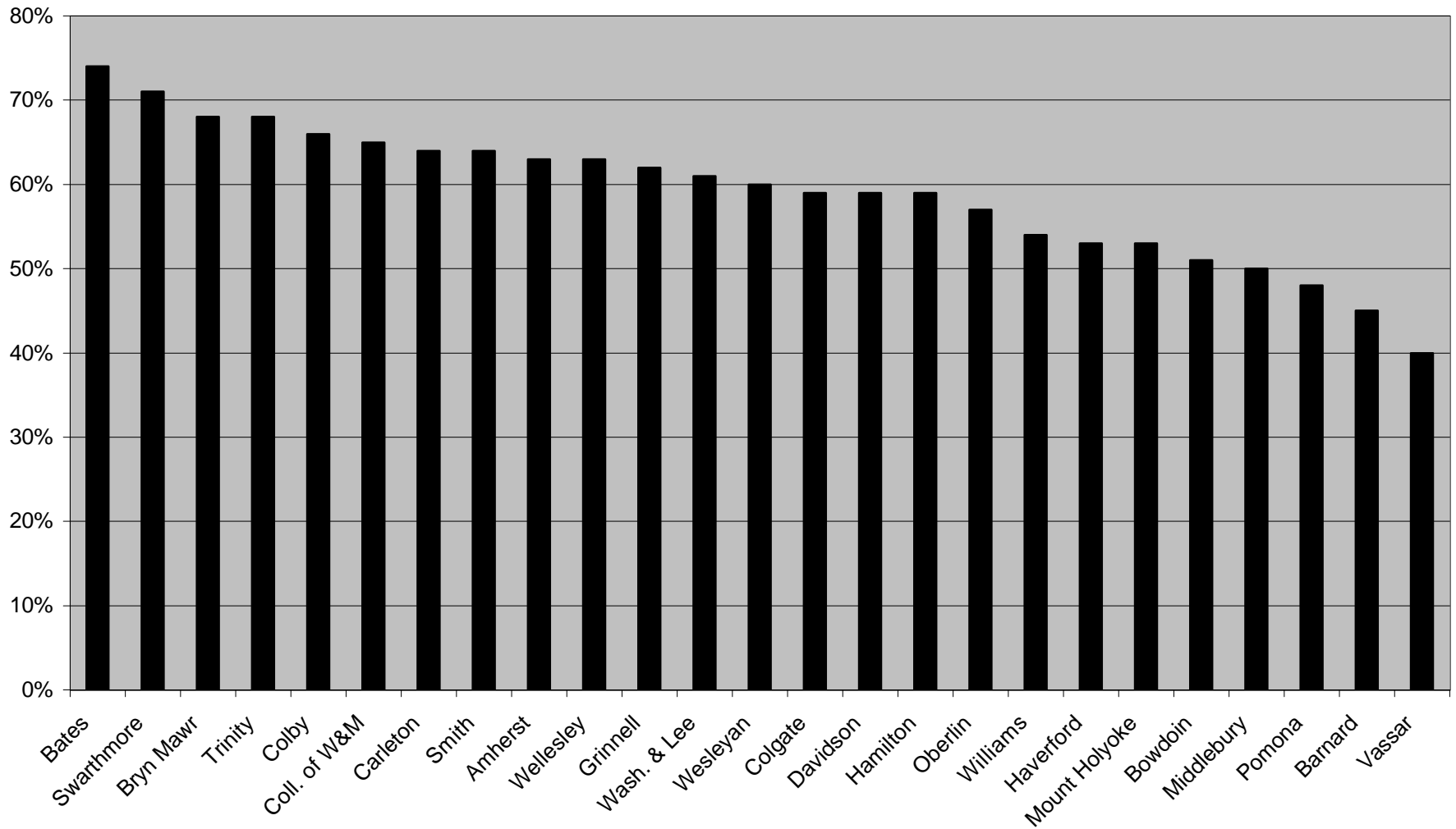
## Foundational Courses as a Percentage of Total Course Offerings

Listed by 1997-98 rank

	1964-65	1989-90	1997-98	1964-1997 percentage point change
Grinnell	62%	61%	51%	-11
Pomona	48%	56%	49%	+1
Washington and Lee	61%	60%	49%	-12
Colgate	59%	55%	47%	-12
College of William and Mary	65%	48%	46%	-19
Hamilton	59%	52%	46%	-13
Colby	66%	54%	45%	-21
Wellesley	63%	57%	45%	-18
Bowdoin	51%	44%	44%	-7
Middlebury	50%	45%	41%	-9
Smith	64%	47%	40%	-24
Vassar	40%	38%	40%	0
Davidson	59%	42%	39%	-20
Mount Holyoke	53%	49%	38%	-15
Williams	54%	34%	35%	-19
Carleton	64%	46%	33%	-31
Bates	74%	48%	32%	-42
Oberlin	57%	47%	31%	-26
Bryn Mawr	68%	53%	30%	-38
Haverford	53%	36%	25%	-28
Barnard	45%	43%	24%	-21
Amherst	63%	27%	22%	-41
Swarthmore	71%	37%	22%	-49
Wesleyan	60%	25%	18%	-42
Trinity	68%	36%	16%	-52
<b>AVERAGE</b>	<b>58%</b>	<b>44%</b>	<b>35%</b>	<b>-23</b>

**NOTE:** Foundational courses are defined as those covering a major period, movement, or genre; or about an author or authors; or pertaining to a single country. The bulk of readings should be in literature written 50 years or more before the catalog year. Foundational courses do not include composition or writing courses, courses in literary criticism, literary theory courses, or theme courses.

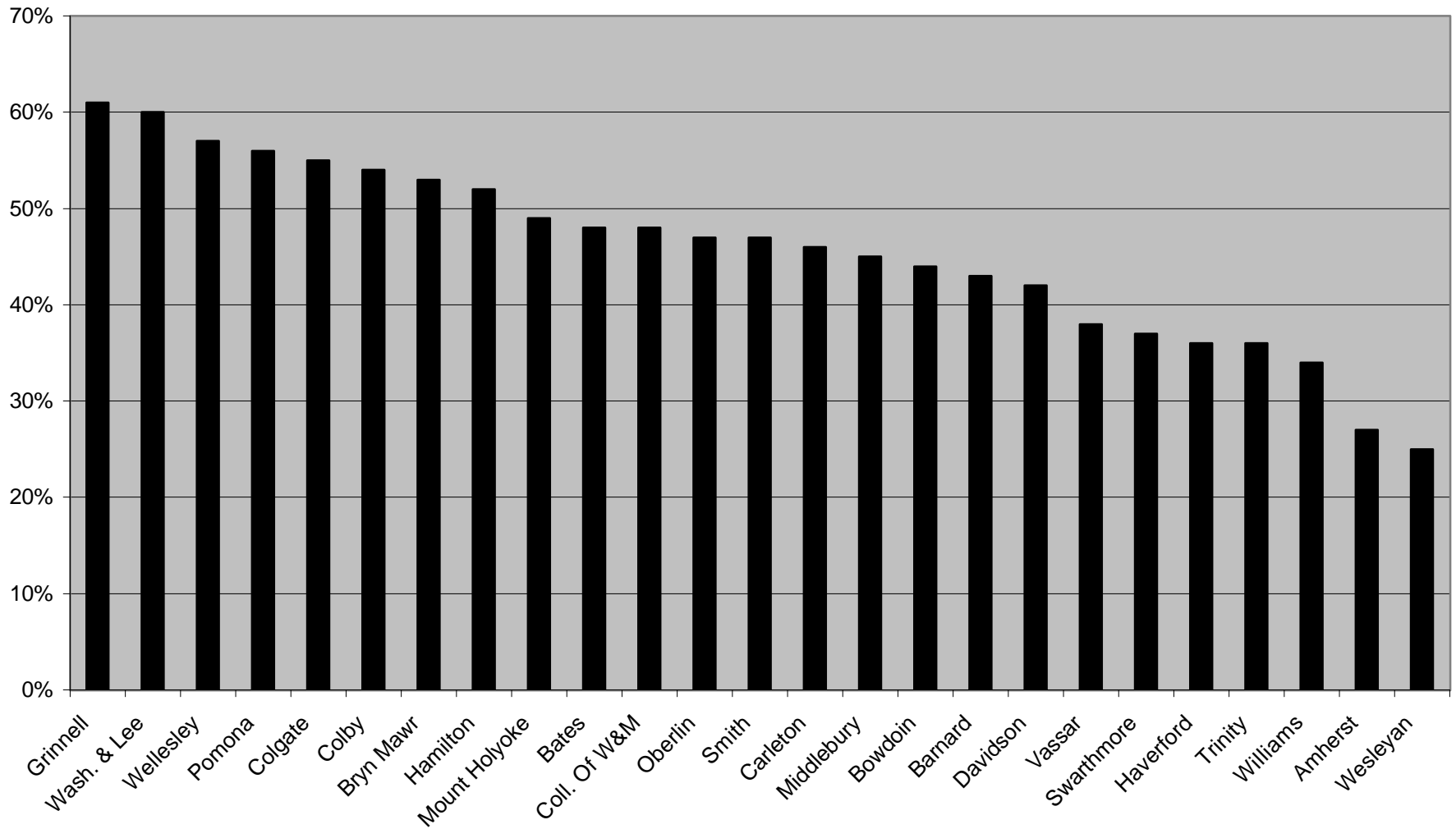
**Percentage of Foundational Courses, 1964-65  
Institutions Listed by Rank**



## Percentage of Foundational Courses, 1964-65: Data Sheet

Bates	74%
Swarthmore	71%
Bryn Mawr	68%
Trinity	68%
Colby	66%
College of William and Mary	65%
Carleton	64%
Smith	64%
Amherst	63%
Wellesley	63%
Grinnell	62%
Washington and Lee	61%
Wesleyan	60%
Colgate	59%
Davidson	59%
Hamilton	59%
Oberlin	57%
Williams	54%
Haverford	53%
Mount Holyoke	53%
Bowdoin	51%
Middlebury	50%
Pomona	48%
Barnard	45%
Vassar	40%

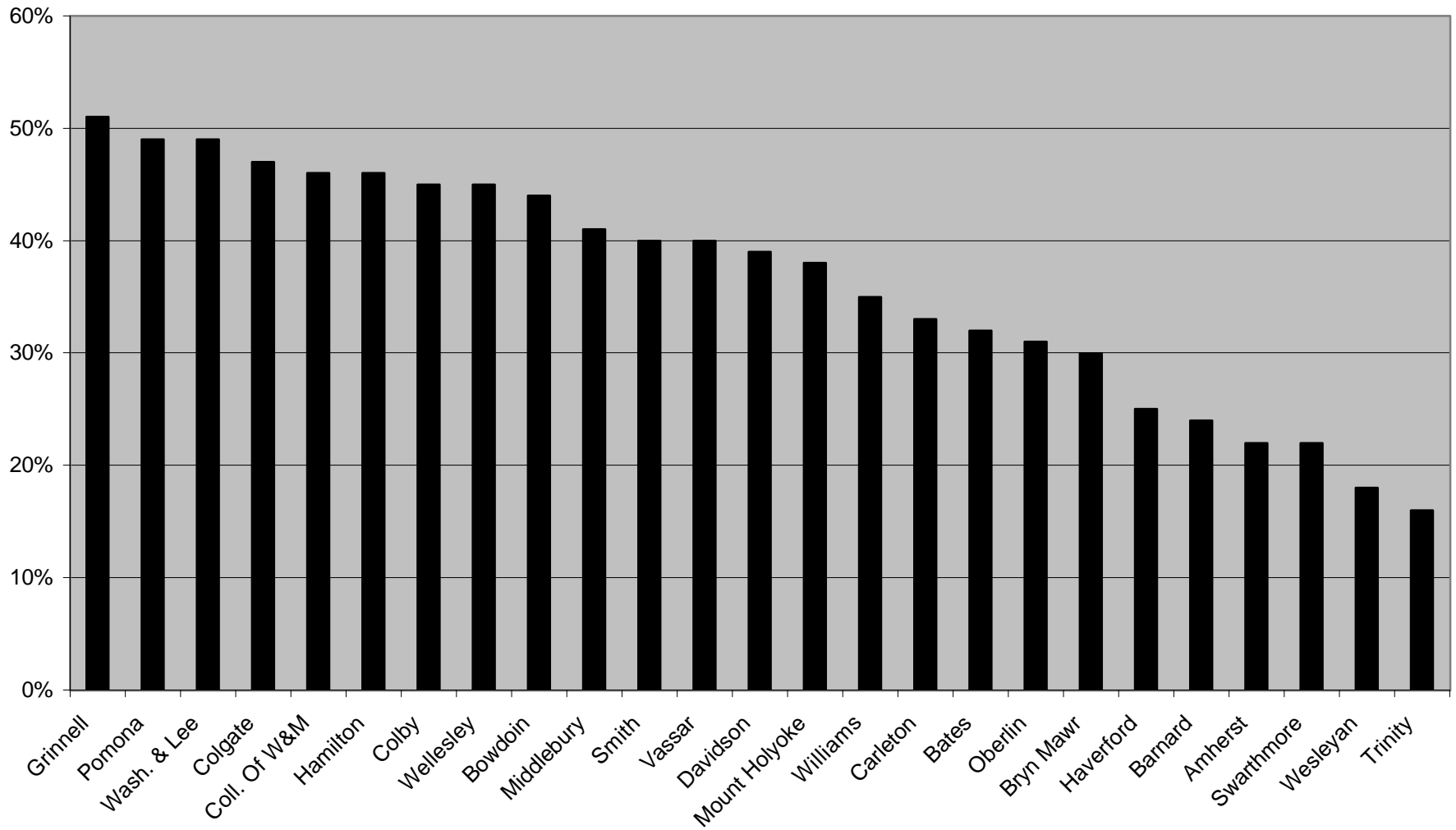
**Percentage of Foundational Courses, 1989-90  
Institutions Listed by Rank**



## Percentage of Foundational Courses, 1989-90: Data Sheet

Grinnell	61%
Washington and Lee	60%
Wellesley	57%
Pomona	56%
Colgate	55%
Colby	54%
Bryn Mawr	53%
Hamilton	52%
Mount Holyoke	49%
Bates	48%
College of William and Mary	48%
Oberlin	47%
Smith	47%
Carleton	46%
Middlebury	45%
Bowdoin	44%
Barnard	43%
Davidson	42%
Vassar	38%
Swarthmore	37%
Haverford	36%
Trinity	36%
Williams	34%
Amherst	27%
Wesleyan	25%

**Percentage of Foundational Courses, 1997-98  
Institutions Listed by Rank**



## Percentage of Foundational Courses, 1997-98: Data Sheet

Grinnell	51%
Pomona	49%
Washington and Lee	49%
Colgate	47%
College of William and Mary	46%
Hamilton	46%
Colby	45%
Wellesley	45%
Bowdoin	44%
Middlebury	41%
Smith	40%
Vassar	40%
Davidson	39%
Mount Holyoke	38%
Williams	35%
Carleton	33%
Bates	32%
Oberlin	31%
Bryn Mawr	30%
Haverford	25%
Barnard	24%
Amherst	22%
Swarthmore	22%
Wesleyan	18%
Trinity	16%

## Postmodern Terminology

Listed by 1997-98 rank

	1989-90	1997-98	percentage point change
Swarthmore	1.6%	2.9%	+1.3
Wesleyan	0.9%	2.0%	+1.1
Bryn Mawr	1.0%	1.9%	+0.9
Haverford	0.4%	1.8%	+1.4
Barnard	0.5%	1.6%	+1.1
Pomona	1.0%	1.5%	+0.5
Bowdoin	2.3%	1.4%	-0.9
Colby	0.9%	1.4%	+0.5
Trinity	0.7%	1.4%	+0.7
Bates	0.5%	1.2%	+0.7
Wellesley	0.3%	1.2%	+0.9
Williams	1.7%	1.2%	-0.5
Amherst	1.5%	1.1%	-0.4
Mount Holyoke	0.4%	1.0%	+0.6
Vassar	0.4%	1.0%	+0.6
Carleton	0.6%	0.9%	+0.3
Smith	0.2%	0.9%	+0.7
Hamilton	0.6%	0.8%	+0.2
Oberlin	0.8%	0.7%	-0.1
College of William and Mary	0.4%	0.6%	+0.2
Grinnell	0.2%	0.5%	+0.3
Colgate	0.4%	0.4%	0.0
Davidson	0.6%	0.4%	-0.2
Middlebury	0.3%	0.3%	0.0
Washington and Lee	0.2%	0.2%	0.0
<b>AVERAGE</b>	0.84%	1.24%	+0.40

The 1989 average is based on 836 POMO words of 100,056 total.

The 1997 average is based on 1597 POMO words of 128,564 total.

## Postmodern Word List

agency	hegemon	racism
AIDS	hegemonic	racist
Baudrillard	heteronormative	reproductive
bodies	heterosexism	sex
canon	heterosexual	sexes
canonical	historicism	sexism
canonicity	historicist	sexual
Chomsky	homoerotic	sexualities
cinema	homoeroticism	sexuality
cinematic	identity	slave
classism	ideology	slavery
codes	imperialism	structuralism
color	incest	structuralist
consciousness	Lacan	subaltern
contextualism	lesbian	subjectivism
decentered	lesbianism	subjectivity
Deleuze	lesbians	television
DeMan	logocentric	theory
Derrida	Lyotard	transgendered
discourse	maleness	transsexual
discursive	marginalized	TV
dominant	Marxism	voice
domination	Marxist	whiteness
domination	modernism	womanism
eros	oppression	womanist
erotic	otherness	womyn
Eurocentric	patriarchal	womynist
female	patriarchy	
feminism	phallogocentric	
feminisms	postcolonial	
feminist	postcolonialism	
film	postmodern	
formalist	postmodernism	
Foucault	postmodernist	
Freud	poststructuralism	
Freudian	power	
gay	praxis	
gayness	psychoanalysis	
gaze	psychoanalytic	
gender	psychosexual	
gendered	queer	
gendering	queered	
Guattari	queering	
gynocentric	race	

## Required Courses and Clusters as a Percentage of Total Major Requirements

Listed by 1997-98 rank

	1964 mandated courses	1964 clusters	1964 combined	1997 mandated courses	1997 clusters	1997 combined	64-97 change
Davidson	0%	25%	25%	50%	0%	50%	+25%
Hamilton	0%	0%	0%	8%	25%	33%	+33%
Smith	30%	0%	30%	17%	17%	*33%	+3%
Barnard	25%	58%	83%	30%	0%	30%	-53%
Haverford	11%	44%	*56%	30%	0%	30%	-26%
Middlebury	0%	36%	36%	9%	18%	27%	-9%
Carleton	20%	50%	70%	25%	0%	25%	-45%
Grinnell	20%	0%	20%	25%	0%	25%	+5%
Mount Holyoke	29%	29%	*57%	25%	0%	25%	-32%
Wellesley	50%	13%	63%	20%	0%	20%	-43%
Colby	45%	0%	45%	17%	0%	17%	-28%
Wash. and Lee	50%	0%	50%	0%	17%	17%	-33%
Williams	67%	0%	67%	11%	0%	11%	-56%
Oberlin	0%	0%	0%	0%	10%	10%	+10%
Pomona	33%	56%	89%	10%	0%	10%	-79%
Wesleyan	40%	0%	40%	10%	0%	10%	-30%
Bates	67%	0%	67%	9%	0%	9%	-58%
Bryn Mawr	20%	60%	80%	9%	0%	9%	-71%
Vassar	0%	10%	10%	9%	0%	9%	-1%
Coll. of Wm. & Mary	25%	0%	25%	0%	8%	8%	-17%
Amherst	20%	20%	40%	0%	0%	0%	-40%
Bowdoin	50%	0%	50%	0%	0%	0%	-50%
Colgate	50%	0%	50%	0%	0%	0%	-50%
Swarthmore	0%	0%	0%	0%	0%	0%	0%
Trinity	36%	0%	36%	0%	0%	0%	-36%
AVERAGE	28%	16%	*43%	12%	4%	*17%	*-27%

\* Discrepancy due to rounding

## Shakespeare Requirements

	1964-65	1989-90	1997-98
Amherst	<b>Part of a cluster</b>	Elective	Elective
Barnard	<b>Part of a cluster</b>	Elective	Elective
Bates	<b>Required</b>	<b>Required</b>	Elective
Bowdoin	<b>Required</b>	Elective	Elective
Bryn Mawr	Elective	Elective	Elective
Carleton	<b>Part of a cluster</b>	Elective	Elective
Colby	Elective	Elective	Elective
Colgate	<b>Required</b>	Elective	Elective
College of W&M	Elective	Elective	Elective
Davidson	Elective	Elective	Elective
Grinnell	Elective	Elective	Elective
Hamilton	Elective	Elective	<b>Part of a cluster</b>
Haverford	Elective	Elective	Elective
Middlebury	Elective	<b>Required</b>	<b>Required</b>
Mount Holyoke	<b>Required</b>	Elective	Elective
Oberlin	Elective	Elective	Elective
Pomona	<b>Part of a cluster</b>	Elective	Elective
Smith	<b>Required</b>	<b>Part of a cluster</b>	<b>Part of a cluster</b>
Swarthmore	Elective	<b>Required</b>	Elective
Trinity	Elective	Elective	Elective
Vassar	Elective	Elective	Elective
Wash. & Lee	<b>Required</b>	Elective	Elective
Wellesley	<b>Required</b>	<b>Required</b>	<b>Required</b>
Wesleyan	Elective	Elective	Elective
Williams	<b>Required*</b>	Elective	Elective
TOTALS	8Req / 4PoC / 13E	4Req / 1PoC / 20E	2Req / 2PoC / 21E

\*Parts of two courses

## Standard Authors

	1964-65		1989-90		1997-98	
	#	%	#	%	#	%
<b>BRITISH</b>						
Standard British authors	932	<b>47%</b>	1692	<b>33%</b>	1605	<b>28%</b>
Other British authors	1054	53%	3469	67%	4119	72%
Total author count	1986	100%	5161	100%	5724	100%
<b>AMERICAN</b>						
Standard American authors	324	<b>16%</b>	1035	<b>20%</b>	1065	<b>19%</b>
Other American authors	1662	84%	4126	80%	4659	81%
Total author count	1986	100%	5161	100%	5724	100%
<b>TOTAL</b>						
Standard authors	1256	<b>63%</b>	2727	<b>53%</b>	2670	<b>47%</b>
Other authors	730	37%	2434	47%	3054	53%
Total author count	1986	100%	5161	100%	5724	100%

## Subject Matter Distribution Requirements

Listed by 1997-98 rank

	1964-65	1989-90	1997-98	1964-1997 change
Carleton	0	6	7	+7
Colby	1	2	5	+4
Middlebury	3	5	5	+2
Vassar	1	5	5	+4
College of William and Mary	0	5	4	+4
Smith	0	2	4	+4
Williams	1	4	4	+3
Colgate	0	1	3	+3
Haverford	4	4	3	-1
Mount Holyoke	0	3	3	+3
Washington and Lee	3	0	3	0
Wesleyan	2	2	3	+1
Bates	0	4	2	+2
Davidson	0	3	2	+2
Grinnell	0	1	2	+2
Hamilton	0	1	2	+2
Oberlin	0	1	2	+2
Pomona	0	2	2	+2
Swarthmore	0	2	2	+2
Trinity	6	3	2	-4
Wellesley	1	2	2	+1
Barnard	0	1	1	+1
Bowdoin	0	1	1	+1
Amherst	0	0	0	0
Bryn Mawr	0	2	0	0
TOTALS	22	62	69	+47

# Top Authors, 1964-65

	# of citations	%
1. Shakespeare	93	4.68%
2. Milton	65	3.27%
3. Chaucer	59	2.97%
4. Dryden	34	1.71%
5. Pope	32	1.61%
6. T.S. Eliot	29	1.46%
7. Johnson	28	1.41%
8. Arnold	27	1.36%
9. Swift	27	1.36%
10. Donne	26	1.31%
11. Jonson	26	1.31%
12. Wordsworth	26	1.31%
13. Hardy	24	1.21%
14. Melville	24	1.21%
15. Spenser	24	1.21%
16. Whitman	24	1.21%
17. Yeats	24	1.21%
18. Hawthorne	23	1.16%
19. Keats	23	1.16%
20. Blake	20	1.01%
21. Byron	20	1.01%
22. Poe	19	0.96%
23. Shelley	19	0.96%
24. Coleridge	18	0.91%
25. Emerson	18	0.91%
26. Henry James	18	0.91%

total author count of 1986

## Top Authors, 1989-90

	# of citations	%
1. Shakespeare	177	3.43%
2. Chaucer	80	1.55%
3. Milton	73	1.41%
4. Yeats	66	1.28%
5. Austen	59	1.14%
6. Woolf	58	1.12%
7. Faulkner	55	1.07%
8. Henry James	55	1.07%
9. Wordsworth	52	1.01%
10. T.S. Eliot	51	0.99%
11. Hardy	51	0.99%
12. Joyce	50	0.97%
13. Swift	48	0.93%
14. Melville	46	0.89%
15. Hemingway	43	0.83%
16. Pope	42	0.81%
17. Walker	42	0.81%
18. Lawrence	41	0.79%
19. Whitman	41	0.79%
20. Dickinson	40	0.78%
21. Blake	39	0.76%
22. Dickens	39	0.76%
23. Twain	39	0.76%
24. Johnson	38	0.74%
25. Stevens	38	0.74%

total author count of 5161

## Top Authors, 1997-98

	# of citations	%
1. Shakespeare	188	3.28%
2. Chaucer	93	1.62%
3. Austen	78	1.36%
4. Milton	74	1.29%
5. Woolf	72	1.26%
6. Morrison	70	1.22%
7. Henry James	67	1.17%
8. Faulkner	63	1.10%
9. T.S. Eliot	52	0.91%
10. Joyce	52	0.91%
11. Melville	45	0.79%
12. Dickens	44	0.77%
13. Dickinson	43	0.75%
14. Hardy	43	0.75%
15. Whitman	43	0.75%
16. Wordsworth	43	0.75%
17. Hawthorne	39	0.68%
18. Blake	38	0.66%
19. Donne	38	0.66%
20. George Eliot	38	0.66%
21. Hemingway	38	0.66%
22. Hurston	38	0.66%
23. Johnson	38	0.66%
24. Pope	36	0.63%
25. Swift	36	0.63%

total author count of 5724

## Top Authors All Years, 1964-65 Base

	1964-65	1989-90	1997-98
1. Shakespeare	<b>4.68%</b>	3.43%	3.28%
2. Milton	<b>3.27%</b>	1.41%	1.29%
3. Chaucer	<b>2.97%</b>	1.55%	1.62%
4. Dryden	<b>1.71%</b>	*0.62%	*0.40%
5. Pope	<b>1.61%</b>	0.81%	0.63%
6. T.S. Eliot	<b>1.46%</b>	0.99%	0.91%
7. Johnson	<b>1.41%</b>	0.74%	0.66%
8. Arnold	<b>1.36%</b>	*0.52%	*0.47%
9. Swift	<b>1.36%</b>	0.93%	0.63%
10. Donne	<b>1.31%</b>	0.70%	0.66%
11. Jonson	<b>1.31%</b>	*0.64%	*0.59%
12. Wordsworth	<b>1.31%</b>	1.01%	0.75%
13. Hardy	<b>1.21%</b>	0.99%	0.75%
14. Melville	<b>1.21%</b>	0.89%	0.79%
15. Spenser	<b>1.21%</b>	*0.68%	*0.56%
16. Whitman	<b>1.21%</b>	0.79%	0.75%
17. Yeats	<b>1.21%</b>	1.28%	*0.59%
18. Hawthorne	<b>1.16%</b>	*0.66%	0.68%
19. Keats	<b>1.16%</b>	0.70%	*0.58%
20. Blake	<b>1.01%</b>	0.76%	0.66%
21. Byron	<b>1.01%</b>	*0.52%	*0.40%
22. Poe	<b>0.96%</b>	*0.52%	*0.51%
23. Shelley	<b>0.96%</b>	0.70%	*0.44%
24. Coleridge	<b>0.91%</b>	*0.68%	*0.52%
25. Emerson	<b>0.91%</b>	*0.68%	*0.52%
26. Henry James	<b>0.91%</b>	1.07%	1.17%

base figures

1986

5161

5724

\* not among the top 25 for this year

## Top Authors All Years, 1997-98 Base

	1964-65	1989-90	1997-98
1. Shakespeare	4.68%	3.43%	<b>3.28%</b>
2. Chaucer	2.97%	1.55%	<b>1.62%</b>
3. Austen	*0.50%	1.14%	<b>1.36%</b>
4. Milton	3.27%	1.41%	<b>1.29%</b>
5. Woolf	*0.35%	1.12%	<b>1.26%</b>
6. Morrison	**0.00%	*0.66%	<b>1.22%</b>
7. Henry James	0.91%	1.07%	<b>1.17%</b>
8. Faulkner	*0.81%	1.07%	<b>1.10%</b>
9. T.S. Eliot	1.46%	0.99%	<b>0.91%</b>
10. Joyce	*0.76%	0.97%	<b>0.91%</b>
11. Melville	1.21%	0.89%	<b>0.79%</b>
12. Dickens	*0.81%	0.76%	<b>0.77%</b>
13. Dickinson	*0.55%	0.78%	<b>0.75%</b>
14. Hardy	1.21%	0.99%	<b>0.75%</b>
15. Whitman	1.21%	0.79%	<b>0.75%</b>
16. Wordsworth	1.31%	1.01%	<b>0.75%</b>
17. Hawthorne	1.16%	*0.66%	<b>0.68%</b>
18. Blake	1.01%	0.76%	<b>0.66%</b>
19. Donne	1.31%	0.70%	<b>0.66%</b>
20. George Eliot	*0.35%	*0.62%	<b>0.66%</b>
21. Hemingway	*0.40%	0.83%	<b>0.66%</b>
22. Hurston	0.00%	*0.56%	<b>0.66%</b>
23. Johnson	1.41%	0.74%	<b>0.66%</b>
24. Pope	1.61%	0.81%	<b>0.63%</b>
25. Swift	1.36%	0.93%	<b>0.63%</b>

base figures

1986

5161

5724

\* not among the top 25 for this year

\*\* not yet published

## Top Living Authors, 1989-90

1997-98 ranking	# of citations	% of total	sex
1. Morrison	34	0.66%	F
2. Walker	42	0.81%	F
3. Kingston	11	0.21%	F
4. Rushdie	7	0.14%	M
5. Pynchon	16	0.31%	M
6. Roth	16	0.31%	M
7. Heaney	12	0.23%	M
8. Rich	11	0.21%	F
9. Bellow	16	0.31%	M
10. Lessing	10	0.19%	F
11. Pinter	21	0.41%	M
12. Atwood	10	0.19%	F
13. Gordimer	4	0.08%	F
14. Albee	9	0.17%	M
15. Mailer	12	0.23%	M
16. Stoppard	15	0.29%	M
17. Cisneros	0	0.00%	F
18. Didion	5	0.10%	F
19. Dillard	7	0.14%	F
20. Tan	0	0.00%	F
21. Barthelme	2	0.04%	M
22. Angelou	3	0.06%	F
23. Wilbur	1	0.02%	M
24. Updike	4	0.08%	M
25. hooks	0	0.00%	F
26. Oates	2	0.04%	F

total citations                      270

percentages based on total author count of 5161

total female citations	139	average female (of 14)	9.9
total male citations	131	average male (of 12)	10.9

## Top Living Authors, 1997-98

1997-98 ranking	# of citations	% of total	sex
1. Morrison	70	1.22%	F
2. Walker	28	0.49%	F
3. Kingston	24	0.42%	F
4. Rushdie	19	0.33%	M
5. Pynchon	17	0.30%	M
6. Roth	16	0.28%	M
7. Heaney	15	0.26%	M
8. Rich	15	0.26%	F
9. Bellow	12	0.21%	M
10. Lessing	11	0.19%	F
11. Pinter	11	0.19%	M
12. Atwood	10	0.17%	F
13. Gordimer	9	0.16%	F
14. Albee	7	0.12%	M
15. Mailer	7	0.12%	M
16. Stoppard	7	0.12%	M
17. Cisneros	6	0.10%	F
18. Didion	6	0.10%	F
19. Dillard	5	0.09%	F
20. Tan	5	0.09%	F
21. Barthelme	5	0.09%	M
22. Angelou	4	0.07%	F
23. Wilbur	4	0.07%	M
24. Updike	4	0.07%	M
25. hooks	3	0.05%	F
26. Oates	3	0.05%	F

total citations                      323

percentages based on total author count of 5724

total female citations	199	average female (of 14)	14.2
total male citations	124	average male (of 12)	10.3

## Top Living Authors, 1989 and 1997 Compared

1997-98 ranking	1989#	1989%	1997#	1997%	change
1. Morrison	34	0.66%	70	1.22%	+0.56%
2. Walker	42	0.81%	28	0.49%	-0.32%
3. Kingston	11	0.21%	24	0.42%	+0.21%
4. Rushdie	7	0.14%	19	0.33%	+0.19%
5. Pynchon	16	0.31%	17	0.30%	-0.01%
6. Roth	16	0.31%	16	0.28%	-0.03%
7. Heaney	12	0.23%	15	0.26%	+0.03%
8. Rich	11	0.21%	15	0.26%	+0.05%
9. Bellow	16	0.31%	12	0.21%	-0.10%
10. Lessing	10	0.19%	11	0.19%	-0.0016%
11. Pinter	21	0.41%	11	0.19%	-0.22%
12. Atwood	10	0.19%	10	0.17%	-0.02%
13. Gordimer	4	0.08%	9	0.16%	+0.08%
14. Albee	9	0.17%	7	0.12%	-0.05%
15. Mailer	12	0.23%	7	0.12%	-0.11%
16. Stoppard	15	0.29%	7	0.12%	-0.17%
17. Cisneros	0	0.00%	6	0.10%	+0.10%
18. Didion	5	0.10%	6	0.10%	+0.0079%
19. Dillard	7	0.14%	5	0.09%	-0.05%
20. Tan	0	0.00%	5	0.09%	+0.09%
21. Barthelme	2	0.04%	5	0.09%	+0.05%
22. Angelou	3	0.06%	4	0.07%	+0.01%
23. Wilbur	1	0.02%	4	0.07%	+0.05%
24. Updike	4	0.08%	4	0.07%	-0.01%
25. Hooks	0	0.00%	3	0.05%	+0.05%
26. Oates	2	0.04%	3	0.05%	+0.01%

total citations	270	323
total authors	5161	5724

	gainers	losers	total	gain	loss	net
<b>Females</b>	10	4	14	1.1679	0.3916	+0.78
<b>Euro-Amer. Males</b>	3	8	11	0.13	0.6	-0.47
<b>Non-Euro-Amer. Males</b>	1		1	0.19		+0.19
<b>Total authors</b>	14	12	26			